

VOLATILITY



Based on 3 year standard deviation

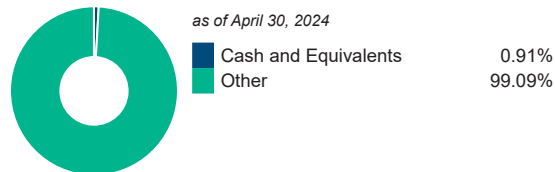
TOP HOLDINGS

as of April 30, 2024

AGF China Focus Class MF Series	99.09%
Cash and Cash Equivalents	0.91%

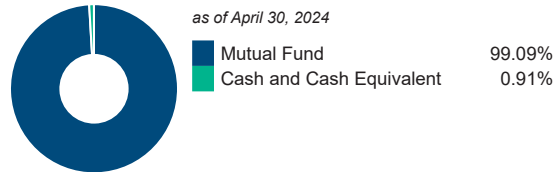
ASSET ALLOCATION

as of April 30, 2024



SECTOR ALLOCATION

as of April 30, 2024



GEOGRAPHIC ALLOCATION

as of April 30, 2024



STYLE

as of April 30, 2024

Value	Blend	Growth	
			Large
			Medium
			Small

UNIVERSAL LIFE
MANAGED INDEXED ACCOUNTS

INTERNATIONAL EQUITY

AGF China Focus Class MF Series

The information contained in this profile is related to the index indicated above. As part of a BMO Life Assurance Company policy, you do not purchase units in this index or a legal interest in any security.

OBJECTIVE

The Fund's objective is to provide long-term capital growth. It invests primarily in stocks and bonds of companies based in China, or in companies that will benefit from economic development and growth in the PRC.

Category	Greater China Equity	Fund Manager	Start Date
Managed By	AGF Investments Inc.	Regina Chi	10/28/2020
Inception Date	Apr 11, 1994		
MER	3.17%		
Total Assets (\$ millions)	21.41		

COMPOUND RETURN

as of April 30, 2024

Period	1 Mth	3 Mth	6 Mth	1 Yr	3 Yr	5 Yr	10 Yr	Inception
Designated Fund	5.83%	14.46%	-3.38%	-17.76%	-21.66%	-10.74%	0.28%	2.85%
Benchmark	3.37%	14.61%	-2.29%	-15.25%	-8.00%	-1.99%	4.97%	7.25%
Quartile	4	4	4	4	4	4	4	4

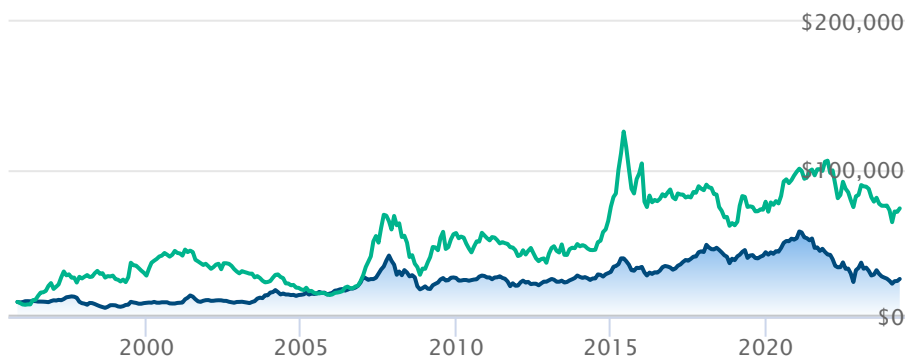
CALENDAR RETURN

as of April 30, 2024

Period	2023	2022	2021	2020	2019	2018	2017	2016	2015
Designated Fund	-26.50%	-21.50%	-20.77%	21.69%	14.13%	-12.59%	37.60%	-5.70%	11.19%
Benchmark	-12.56%	-21.94%	7.65%	26.06%	25.82%	-27.74%	5.92%	-22.11%	39.34%
Quartile	4	3	4	3	3	3	2	4	4

GROWTH OF \$10,000

Annual values as of April 30, 2024



AGF China Focus Class MF Series

Dow Jones China Broad Market Index (C\$)

The information contained on this page is related only to the designated fund or funds shown above. As part of a BMO Life Assurance Company policy, you do not purchase units in this designated fund or a legal interest in any security.

Past performance is no guarantee of future performance. All returns are historical annual compounded total rates of return and reflect changes in yield and distributions reinvested. Managed Indexed, Managed Portfolios and Market Indexed accounts credit an interest amount mirroring the net rate of return of a specified underlying investment, less a BMO Life Assurance Company daily management fee. These rates of return do not reflect the current BMO Life Assurance Company management /universal life fee which must be taken into consideration when determining the net return earned on the account.

Information contained in this document is for illustrative purposes only and is subject to change without notice. The contents of this profile are provided for informational and educational purposes and are not intended to provide investment, tax or legal advice. While every effort has been made to provide accurate and complete information, BMO Life Assurance Company and Fundata Canada will not be held liable for any inaccuracies, errors or omissions in the information provided.



Data Provided By Fundata