

## VOLATILITY



Based on 3 year standard deviation

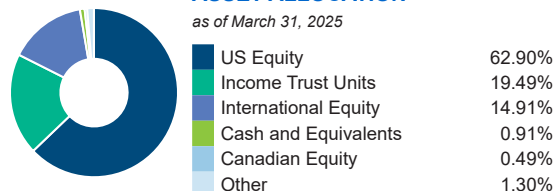
## TOP HOLDINGS

as of March 31, 2025

Ventas Inc	5.92%
VICI Properties Inc	4.44%
Welltower Inc	4.19%
Equinix Inc	4.14%
Prologis Inc	4.13%
American Homes 4 Rent Cl A	4.06%
Chartwell Retirement Residences - Units	3.83%
Brixmor Property Group Inc	3.65%
American Tower Corp	3.12%
Ctp NV	2.91%

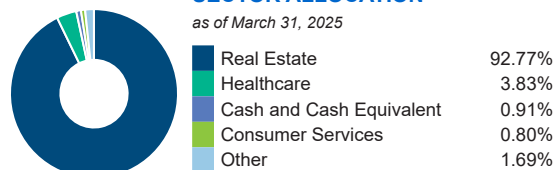
## ASSET ALLOCATION

as of March 31, 2025



## SECTOR ALLOCATION

as of March 31, 2025



## GEOGRAPHIC ALLOCATION

as of March 31, 2025



## STYLE

as of March 31, 2025

	Value	Blend	Growth
Large			
Medium			
Small			

UNIVERSAL LIFE  
MANAGED INDEXED ACCOUNTS

## SPECIALTY FUNDS

## CI Global REIT Fund Series A

The information contained in this profile is related to the index indicated above. As part of a BMO Life Assurance Company policy, you do not purchase units in this index or a legal interest in any security.

## OBJECTIVE

The Fund's investment objective is to provide regular current income by investing primarily in REITs and equity securities of corporations participating in the residential and commercial real estate sector.

Category	Real Estate Equity	Fund Manager	Start Date
Managed By	CI Global Asset Management	Lee Goldman	06/01/2018
Inception Date	Dec 24, 1997	Joshua Varghese	06/01/2018
MER	2.32%		
Total Assets (\$ millions)	398.22		

## COMPOUND RETURN

as of March 31, 2025

Period	1 Mth	3 Mth	6 Mth	1 Yr	3 Yr	5 Yr	10 Yr	Inception
Designated Fund	-2.01%	2.48%	-3.90%	7.09%	-3.14%	4.39%	2.92%	5.77%
Benchmark	-2.77%	2.36%	-0.45%	12.64%	1.75%	8.40%	4.20%	8.63%
Quartile	2	2	3	3	4	4	4	2

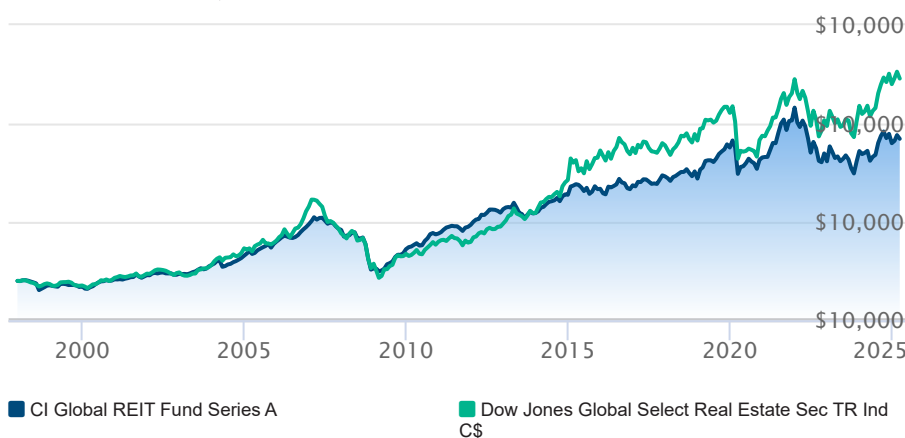
## CALENDAR RETURN

as of March 31, 2025

Period	2024	2023	2022	2021	2020	2019	2018	2017	2016
Designated Fund	4.63%	6.47%	-25.27%	30.63%	-5.75%	21.95%	-1.52%	6.60%	2.65%
Benchmark	10.11%	10.39%	-19.44%	30.68%	-11.04%	15.42%	2.74%	1.40%	1.59%
Quartile	3	3	4	2	2	1	4	2	2

## GROWTH OF \$10,000

Annual values as of March 31, 2025



The information contained on this page is related only to the designated fund or funds shown above. As part of a BMO Life Assurance Company policy, you do not purchase units in this designated fund or a legal interest in any security.

Past performance is no guarantee of future performance. All returns are historical annual compounded total rates of return and reflect changes in yield and distributions reinvested. Managed Indexed, Managed Portfolios and Market Indexed accounts credit an interest amount mirroring the net rate of return of a specified underlying investment, less a BMO Life Assurance Company daily management fee. These rates of return do not reflect the current BMO Life Assurance Company management /universal life fee which must be taken into consideration when determining the net return earned on the account.

Information contained in this document is for illustrative purposes only and is subject to change without notice. The contents of this profile are provided for informational and educational purposes and are not intended to provide investment, tax or legal advice. While every effort has been made to provide accurate and complete information, BMO Life Assurance Company and Fundata Canada will not be held liable for any inaccuracies, errors or omissions in the information provided.



Data Provided By Fundata