

## VOLATILITY



Based on 3 year standard deviation

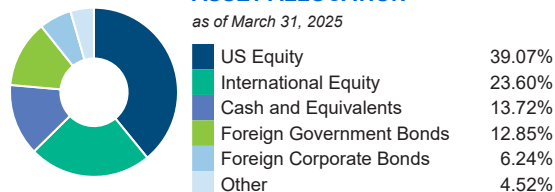
## TOP HOLDINGS

as of March 31, 2025

AGF Global Select Fund Mutual Fund Series	60.06%
AGF Total Return Bond Fund MF Series	24.99%
AGF Global Dividend Fund Mutual Fund Series	8.42%
Cash and Cash Equivalents	4.17%
AGF US Market Neutral Anti-Beta CAD-Hdg ETF (QBTL)	2.36%

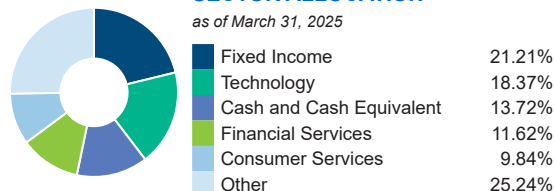
## ASSET ALLOCATION

as of March 31, 2025




## SECTOR ALLOCATION

as of March 31, 2025



## GEOGRAPHIC ALLOCATION

as of March 31, 2025



## STYLE

as of March 31, 2025

Value	Blend	Growth
		Large
		Medium
		Small

UNIVERSAL LIFE  
MANAGED INDEXED ACCOUNTS

## BALANCED FUNDS

## AGF Global Growth Balanced Fund Mutual Fund Ser

The information contained in this profile is related to the index indicated above. As part of a BMO Life Assurance Company policy, you do not purchase units in this index or a legal interest in any security.

## OBJECTIVE

The Fund's objective is to provide superior returns with moderate risk through a combination of capital appreciation and interest income. The Fund uses an asset allocation approach. It invests primarily in a mix of shares of companies in countries and industries that are expected to have superior growth, bonds and short-term money market instruments.

Category	Global Equity Balanced	Fund Manager	Start Date
Managed By	AGF Investments Inc.	David Stonehouse	05/29/2020
Inception Date	Jun 14, 1988		
MER	2.58%		
Total Assets (\$ millions)	494.87		

## COMPOUND RETURN

as of March 31, 2025

Period	1 Mth	3 Mth	6 Mth	1 Yr	3 Yr	5 Yr	10 Yr	Inception
Designated Fund	-5.16%	-1.55%	5.01%	13.43%	7.91%	11.29%	5.96%	4.77%
Benchmark	-3.00%	-0.32%	3.84%	12.46%	9.68%	11.08%	8.19%	6.47%
Quartile	4	4	1	1	2	2	2	4

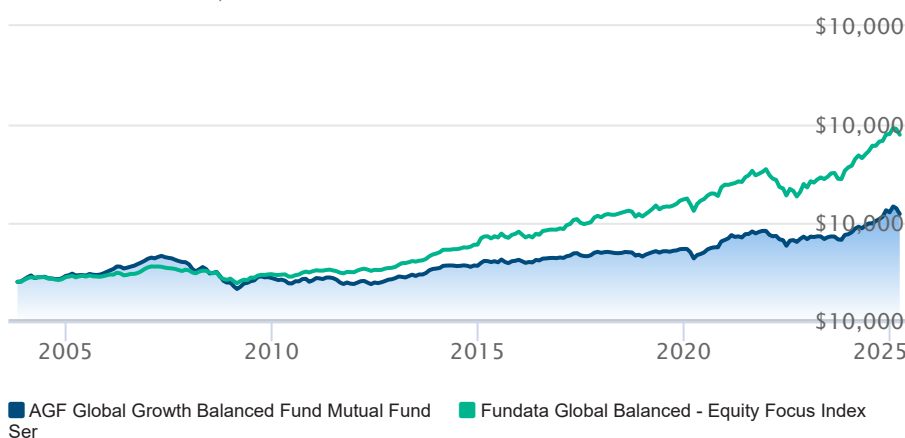
## CALENDAR RETURN

as of March 31, 2025

Period	2024	2023	2022	2021	2020	2019	2018	2017	2016
Designated Fund	25.18%	6.01%	-9.17%	11.21%	12.35%	11.89%	-5.44%	7.28%	3.75%
Benchmark	21.57%	15.07%	-12.03%	11.33%	12.17%	16.29%	0.72%	11.99%	3.66%
Quartile	1	4	1	3	1	4	3	4	3

## GROWTH OF \$10,000

Annual values as of March 31, 2025



The information contained on this page is related only to the designated fund or funds shown above. As part of a BMO Life Assurance Company policy, you do not purchase units in this designated fund or a legal interest in any security.

Past performance is no guarantee of future performance. All returns are historical annual compounded total rates of return and reflect changes in yield and distributions reinvested. Managed Indexed, Managed Portfolios and Market Indexed accounts credit an interest amount mirroring the net rate of return of a specified underlying investment, less a BMO Life Assurance Company daily management fee. These rates of return do not reflect the current BMO Life Assurance Company management /universal life fee which must be taken into consideration when determining the net return earned on the account.

Information contained in this document is for illustrative purposes only and is subject to change without notice. The contents of this profile are provided for informational and educational purposes and are not intended to provide investment, tax or legal advice. While every effort has been made to provide accurate and complete information, BMO Life Assurance Company and Fundata Canada will not be held liable for any inaccuracies, errors or omissions in the information provided.



Data Provided By Fundata