

## VOLATILITY



Based on 3 year standard deviation

## TOP HOLDINGS

as of April 30, 2024

USD Currency	2.31%
Venture Global Clcsieu Pss LLC 4.13% 15-Aug-2031	1.09%
Alliant Hldgs Intermediate LLC 4.25% 15-Oct-2027	1.07%
Clearway Energy Operating LLC 3.75% 15-Jan-2032	0.98%
Hilcorp Energy I LP 6.25% 01-Nov-2028	0.87%
Charles River Laboratories Inc 3.75% 15-Mar-2029	0.80%
Southwestern Energy Co 4.75% 01-Feb-2032	0.79%
Outfront Media Capital LLC 4.63% 15-Mar-2030	0.78%
W R Grace Holdings LLC 4.88% 15-Jun-2027	0.78%
Permian Resources Operatng LLC 5.88% 01-Jul-2029	0.77%

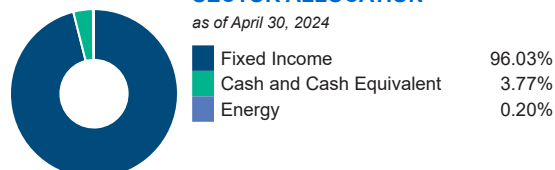
## ASSET ALLOCATION

as of April 30, 2024



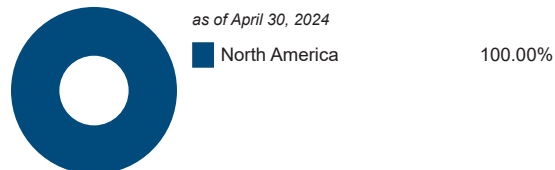
## SECTOR ALLOCATION

as of April 30, 2024



## GEOGRAPHIC ALLOCATION

as of April 30, 2024



## STYLE

as of April 30, 2024

Value	Blend	Growth	
			Large
			Medium
			Small

UNIVERSAL LIFE  
MANAGED INDEXED ACCOUNTS

## FIXED INCOME

## BMO U.S. High Yield Bond Fund Advisor Series

The information contained in this profile is related to the index indicated above. As part of a BMO Life Assurance Company policy, you do not purchase units in this index or a legal interest in any security.

## OBJECTIVE

This fund's objective is to provide a high level of total return through a combination of income and capital appreciation by investing primarily in fixed income securities issued by United States corporations.

Category	High Yield Fixed Income	Fund Manager	Start Date
Managed By	BMO Investments Inc.	Daniel DeYoung	11/12/2021
Inception Date	Nov 11, 2009	Brian Lavin	11/12/2021
MER	1.60%		
Total Assets (\$ millions)	394.83		

## COMPOUND RETURN

as of April 30, 2024

Period	1 Mth	3 Mth	6 Mth	1 Yr	3 Yr	5 Yr	10 Yr	Inception
Designated Fund	-0.84%	0.16%	7.71%	6.00%	-0.14%	1.24%	1.46%	3.34%
Benchmark	0.55%	3.28%	8.20%	10.33%	3.34%	3.12%	5.68%	5.71%
Quartile	3	4	2	3	3	4	4	4

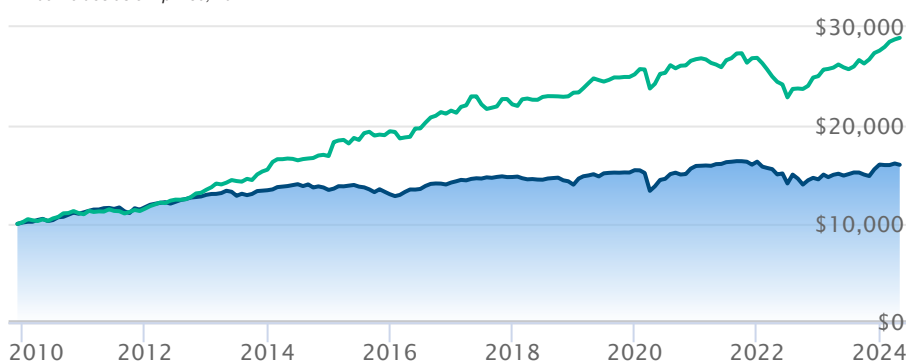
## CALENDAR RETURN

as of April 30, 2024

Period	2023	2022	2021	2020	2019	2018	2017	2016	2015
Designated Fund	10.35%	-11.02%	2.74%	2.79%	10.53%	-5.27%	3.97%	9.10%	-3.22%
Benchmark	10.36%	-6.92%	0.50%	6.14%	7.98%	5.36%	2.96%	10.80%	14.93%
Quartile	2	4	3	3	2	4	3	4	3

## GROWTH OF \$10,000

Annual values as of April 30, 2024



BMO U.S. High Yield Bond Fund Advisor Series

ICE BofA Global High Yield Index TR CAD

The information contained on this page is related only to the designated fund or funds shown above. As part of a BMO Life Assurance Company policy, you do not purchase units in this designated fund or a legal interest in any security.

Past performance is no guarantee of future performance. All returns are historical annual compounded total rates of return and reflect changes in yield and distributions reinvested. Managed Indexed, Managed Portfolios and Market Indexed accounts credit an interest amount mirroring the net rate of return of a specified underlying investment, less a BMO Life Assurance Company daily management fee. These rates of return do not reflect the current BMO Life Assurance Company management /universal life fee which must be taken into consideration when determining the net return earned on the account.

Information contained in this document is for illustrative purposes only and is subject to change without notice. The contents of this profile are provided for informational and educational purposes and are not intended to provide investment, tax or legal advice. While every effort has been made to provide accurate and complete information, BMO Life Assurance Company and Fundata Canada will not be held liable for any inaccuracies, errors or omissions in the information provided.



Data Provided By Fundata