

VOLATILITY



Based on 3 year standard deviation

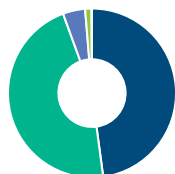
TOP HOLDINGS

as of April 30, 2024

Canada Government 3.25% 01-Dec-2033	6.75%
B6597753 CDS USD R V 03MEVENT 403170157 CCPCDX 1.00% 20-Dec-2028	3.77%
Canada Government 4.00% 01-Jun-2041	3.18%
Ontario Province 2.05% 02-Jun-2030	2.49%
Ontario Province 2.65% 02-Dec-2050	2.46%
Quebec Province 1.50% 01-Sep-2031	2.19%
Canada Government 3.50% 01-Dec-2045	2.11%
Canada Government 1.75% 01-Dec-2053	2.05%
Ontario Province 2.90% 02-Jun-2049	2.01%
Quebec Province 2.85% 01-Dec-2053	1.60%

ASSET ALLOCATION

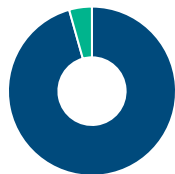
as of February 29, 2024



Canadian Corporate Bonds	49.19%
Canadian Government Bonds	47.82%
Cash and Equivalents	4.39%
Foreign Corporate Bonds	1.28%
Mortgages	0.07%
Other	-2.75%

SECTOR ALLOCATION

as of February 29, 2024



Fixed Income	95.61%
Cash and Cash Equivalent	4.39%

GEOGRAPHIC ALLOCATION

as of February 29, 2024



North America	100.00%
---------------	---------

STYLE

as of April 30, 2024

	Value	Blend	Growth
Large			
Medium			
Small			

UNIVERSAL LIFE
MANAGED INDEXED ACCOUNTS

FIXED INCOME

BMO Core Bond Fund Advisor Series

The information contained in this profile is related to the index indicated above. As part of a BMO Life Assurance Company policy, you do not purchase units in this index or a legal interest in any security.

OBJECTIVE

This fund's objective is to provide a high level of interest income along with some opportunity for growth by investing primarily in Canadian dollar denominated investment grade debt instruments.

Category	Canadian Fixed Income	Fund Manager	Start Date
Managed By	BMO Investments Inc.	Andrew Osterback	11/13/2014
Inception Date	Nov 13, 2014	Piper Kerr	03/08/2017
MER	1.16%		
Total Assets (\$ millions)	711.99		

COMPOUND RETURN

as of April 30, 2024

Period	1 Mth	3 Mth	6 Mth	1 Yr	3 Yr	5 Yr	10 Yr	Inception
Designated Fund	-2.00%	-1.80%	4.34%	-0.93%	-3.05%	-0.91%	-	0.58%
Benchmark	-1.95%	-1.87%	4.32%	-0.95%	-2.16%	-0.14%	1.75%	4.15%
Quartile	3	3	3	3	4	4	-	3

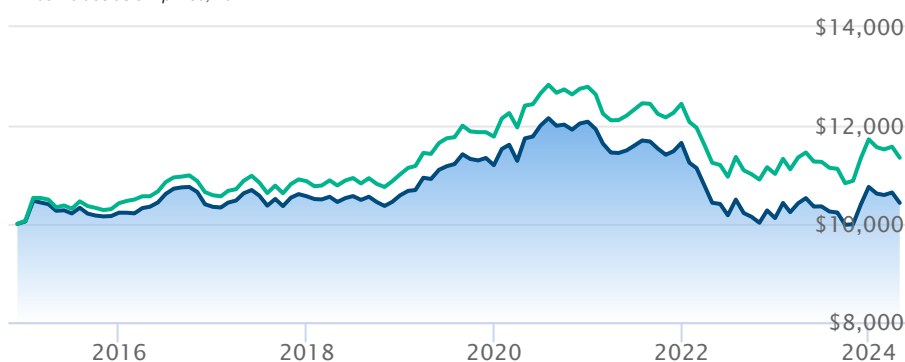
CALENDAR RETURN

as of April 30, 2024

Period	2023	2022	2021	2020	2019	2018	2017	2016	2015
Designated Fund	6.28%	-13.13%	-3.57%	7.90%	5.78%	0.19%	2.08%	1.17%	1.78%
Benchmark	6.38%	-11.46%	-2.71%	8.61%	6.97%	1.29%	2.70%	1.54%	3.57%
Quartile	3	4	4	4	3	3	2	3	3

GROWTH OF \$10,000

Annual values as of April 30, 2024



BMO Core Bond Fund Advisor Series

ICE BofA Canada Broad Market Index TR CAD

The information contained on this page is related only to the designated fund or funds shown above. As part of a BMO Life Assurance Company policy, you do not purchase units in this designated fund or a legal interest in any security.

Past performance is no guarantee of future performance. All returns are historical annual compounded total rates of return and reflect changes in yield and distributions reinvested. Managed Indexed, Managed Portfolios and Market Indexed accounts credit an interest amount mirroring the net rate of return of a specified underlying investment, less a BMO Life Assurance Company daily management fee. These rates of return do not reflect the current BMO Life Assurance Company management /universal life fee which must be taken into consideration when determining the net return earned on the account.

Information contained in this document is for illustrative purposes only and is subject to change without notice. The contents of this profile are provided for informational and educational purposes and are not intended to provide investment, tax or legal advice. While every effort has been made to provide accurate and complete information, BMO Life Assurance Company and Fundata Canada will not be held liable for any inaccuracies, errors or omissions in the information provided.



Data Provided By Fundata