

VOLATILITY



Based on 3 year standard deviation

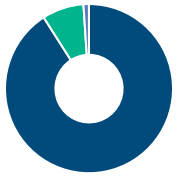
TOP HOLDINGS

as of October 31, 2024

NVIDIA Corp	8.91%
Cash and Cash Equivalents	8.02%
Amazon.com Inc	6.38%
Eli Lilly and Co	4.87%
Ameriprise Financial Inc	4.67%
Raymond James Financial Inc	4.57%
Intuitive Surgical Inc	4.25%
Boston Scientific Corp	4.24%
Iron Mountain Inc	3.99%
ServiceNow Inc	3.77%

ASSET ALLOCATION

as of October 31, 2024



US Equity	90.93%
Cash and Equivalents	8.02%
International Equity	1.05%

SECTOR ALLOCATION

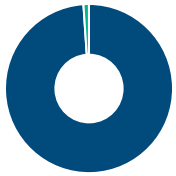
as of October 31, 2024



Technology	28.40%
Financial Services	15.42%
Healthcare	14.77%
Consumer Services	8.66%
Cash and Cash Equivalent	8.02%
Other	24.73%

GEOGRAPHIC ALLOCATION

as of October 31, 2024



North America	98.95%
Europe	1.05%

STYLE

as of October 31, 2024

	Value	Blend	Growth
Large			Large
Medium			Medium
Small			Small

**UNIVERSAL LIFE
MANAGED INDEXED ACCOUNTS**

US EQUITY

AGF American Growth Class Mutual Fund Series

The information contained in this profile is related to the index indicated above. As part of a BMO Life Assurance Company policy, you do not purchase units in this index or a legal interest in any security.

OBJECTIVE

The Fund's objective is to provide long-term capital growth. It invests primarily in equity securities of established U.S. companies.

Category	U.S. Equity	Fund Manager	Start Date
Managed By	AGF Investments Inc.	Tony Genua	02/20/2020
Inception Date	Apr 18, 1957		
MER	2.64%		
Total Assets (\$ millions)	2,888.30		

COMPOUND RETURN

as of October 31, 2024

Period	1 Mth	3 Mth	6 Mth	1 Yr	3 Yr	5 Yr	10 Yr	Inception
Designated Fund	5.20%	9.92%	19.07%	46.90%	13.48%	19.67%	15.33%	9.47%
Benchmark	2.12%	4.47%	15.49%	38.46%	13.41%	16.57%	15.41%	12.04%
Quartile	1	1	1	1	1	1	1	1

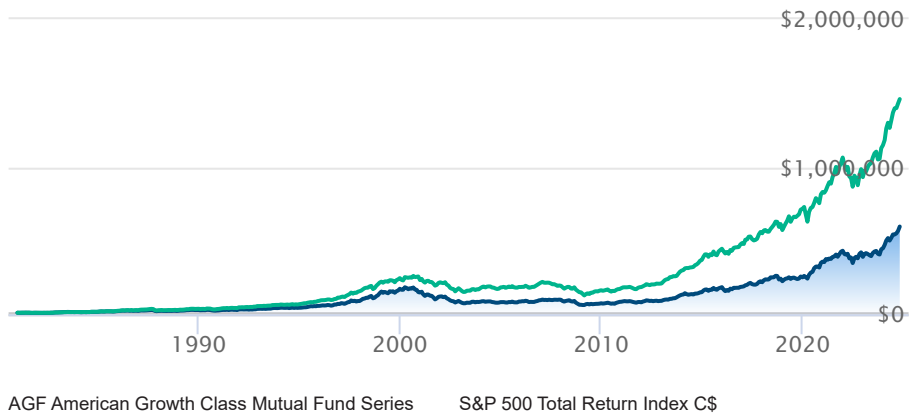
CALENDAR RETURN

as of October 31, 2024

Period	2023	2022	2021	2020	2019	2018	2017	2016	2015
Designated Fund	14.96%	-9.68%	20.66%	42.60%	11.81%	3.17%	16.35%	1.57%	23.09%
Benchmark	23.32%	-12.52%	28.16%	16.07%	25.18%	3.98%	13.80%	8.65%	20.77%
Quartile	4	1	3	1	4	2	2	4	1

GROWTH OF \$10,000

Annual values as of October 31, 2024



The information contained on this page is related only to the designated fund or funds shown above. As part of a BMO Life Assurance Company policy, you do not purchase units in this designated fund or a legal interest in any security.

Past performance is no guarantee of future performance. All returns are historical annual compounded total rates of return and reflect changes in yield and distributions reinvested. Managed Indexed, Managed Portfolios and Market Indexed accounts credit an interest amount mirroring the net rate of return of a specified underlying investment, less a BMO Life Assurance Company daily management fee. These rates of return do not reflect the current BMO Life Assurance Company management /universal life fee which must be taken into consideration when determining the net return earned on the account.

Information contained in this document is for illustrative purposes only and is subject to change without notice. The contents of this profile are provided for informational and educational purposes and are not intended to provide investment, tax or legal advice. While every effort has been made to provide accurate and complete information, BMO Life Assurance Company and Fundata Canada will not be held liable for any inaccuracies, errors or omissions in the information provided.

