

VOLATILITY



Based on 3 year standard deviation

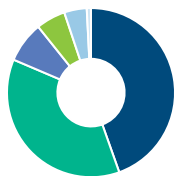
TOP HOLDINGS

as of December 31, 2025

Canada Government 3.25% 01-Dec-2034	11.07%
Canada Government 1.75% 01-Dec-2053	5.80%
AGF Global Convertible Bond Fund MF Series	5.49%
Cash and Cash Equivalents	3.52%
Canada Government 3.50% 01-Dec-2045	2.90%
Ontario Province 2.90% 02-Dec-2046	2.90%
Ontario Province 2.80% 02-Jun-2048	2.12%
Canada Housing Trust No 1 2.85% 15-Jun-2030	2.06%
British Columbia Invst Mgmt Corp 4.00% 02-Jun-2035	2.01%
CPPIB Capital Inc 4.00% 02-Jun-2035	1.94%

ASSET ALLOCATION

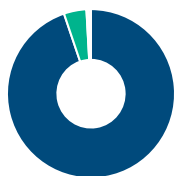
as of November 30, 2025



Canadian Corporate Bonds	44.55%
Canadian Government Bonds	36.82%
Foreign Corporate Bonds	7.84%
Foreign Government Bonds	5.64%
Cash and Equivalents	4.35%
Other	0.80%

SECTOR ALLOCATION

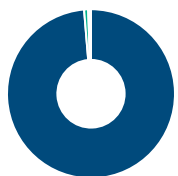
as of November 30, 2025



Fixed Income	94.79%
Cash and Cash Equivalent	4.35%
Financial Services	0.22%
Healthcare	0.11%
Energy	0.10%
Other	0.43%

GEOGRAPHIC ALLOCATION

as of November 30, 2025



North America	98.69%
Europe	0.78%
Latin America	0.29%
Asia	0.08%
Other	0.16%

STYLE

as of December 31, 2025

Value	Blend	Growth
		Large
		Medium
		Small

UNIVERSAL LIFE
MANAGED INDEXED ACCOUNT

FIXED INCOME

AGF Fixed Income Plus Fund MF Series

The information contained in this profile is related to the index indicated above. As part of a BMO Life Assurance Company policy, you do not purchase units in this index or a legal interest in any security.

OBJECTIVE

The Fund's investment objective is to provide steady income to investors by investing primarily in fixed-income securities.

Category	Canadian Core Plus Fixed Income	Fund Manager	Start Date
Managed By	AGF Investments Inc.	David G. Stonehouse	02/19/2013
Inception Date	Nov 30, 1998		
MER	1.50%		
Total Assets (\$ millions)	1,940.01		

COMPOUND RETURN

as of December 31, 2025

Period	1 Mth	3 Mth	6 Mth	1 Yr	3 Yr	5 Yr	10 Yr	Inception
Designated Fund	-1.33%	-0.62%	1.09%	2.21%	4.17%	-0.90%	1.23%	3.31%
Benchmark	-1.36%	-0.35%	1.06%	2.40%	4.28%	-0.47%	1.83%	4.26%
Quartile	4	4	4	4	4	4	4	4

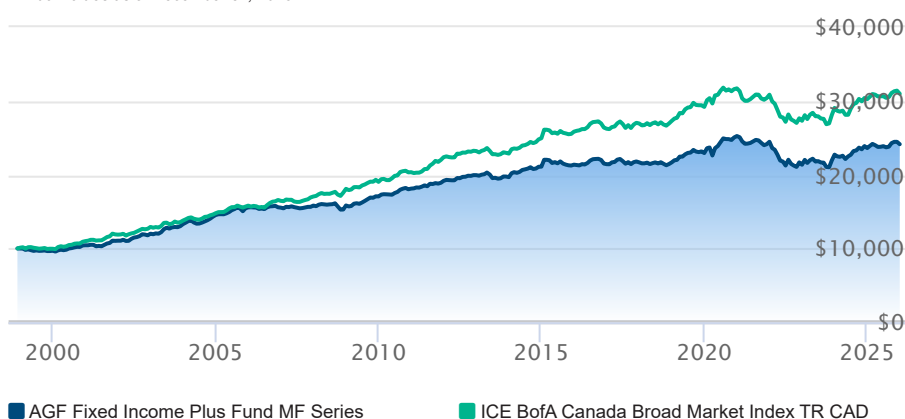
CALENDAR RETURN

as of December 31, 2025

Period	2025	2024	2023	2022	2021	2020	2019	2018	2017
Designated Fund	2.21%	3.91%	6.43%	-12.75%	-3.08%	10.07%	5.82%	-0.01%	1.15%
Benchmark	2.40%	4.10%	6.38%	-11.46%	-2.71%	8.61%	6.97%	1.29%	2.70%
Quartile	4	4	3	4	4	1	4	3	4

GROWTH OF \$10,000

Annual values as of December 31, 2025



The information contained on this page is related only to the designated fund or funds shown above. As part of a BMO Life Assurance Company policy, you do not purchase units in this designated fund or a legal interest in any security.

Past performance is no guarantee of future performance. All returns are historical annual compounded total rates of return and reflect changes in yield and distributions reinvested. Managed Indexed, Managed Portfolios and Market Indexed accounts credit an interest amount mirroring the net rate of return of a specified underlying investment, less a BMO Life Assurance Company daily management fee. These rates of return do not reflect the current BMO Life Assurance Company management /universal life fee which must be taken into consideration when determining the net return earned on the account.

Information contained in this document is for illustrative purposes only and is subject to change without notice. The contents of this profile are provided for informational and educational purposes and are not intended to provide investment, tax or legal advice. While every effort has been made to provide accurate and complete information, BMO Life Assurance Company and Fundata Canada will not be held liable for any inaccuracies, errors or omissions in the information provided.



Data Provided By Fundata