

**VOLATILITY**



Based on 3 year standard deviation

**TOP HOLDINGS**

as of August 31, 2024

BMO MSCI EAFE Index ETF (ZEA)	5.68%
BMO S&P 500 Index ETF (ZSP)	5.29%
Royal Bank of Canada	2.85%
B7604357 CDS USD R V 03MEVENT 462326059	2.67%
CCPCDX 1.00% 20-Jun-2029	
Toronto-Dominion Bank	1.91%
BMO Global Infrastructure Index ETF (ZGI)	1.59%
Enbridge Inc	1.47%
Canada Government 3.25% 01-Dec-2033	1.45%
Canadian Natural Resources Ltd	1.42%
Constellation Software Inc	1.34%

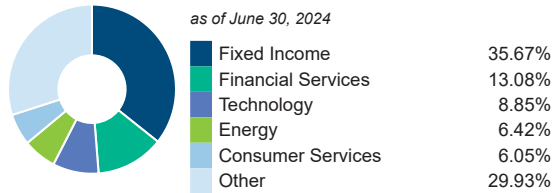
**ASSET ALLOCATION**

as of June 30, 2024




**SECTOR ALLOCATION**

as of June 30, 2024



**GEOGRAPHIC ALLOCATION**

as of June 30, 2024



**STYLE**

as of August 31, 2024

	Value	Blend	Growth
Large			Large
Medium			
Small			

**UNIVERSAL LIFE  
MANAGED INDEXED ACCOUNTS**

**BALANCED FUNDS**

**BMO Monthly Income Fund Series A**

The information contained in this profile is related to the index indicated above. As part of a BMO Life Assurance Company policy, you do not purchase units in this index or a legal interest in any security.

**OBJECTIVE**

This fund's objectives are: to provide a fixed monthly distribution, to preserve the value of your investment. As part of its investment objectives, the fund invests primarily in: Canadian fixed income securities with higher-than-average yields, issued by the federal government, provincial governments, government agencies and corporations, preferred and common shares, real estate investment trusts, royalty trusts and other high-yielding investments.

<b>Category</b>	Canadian Neutral Balanced	<b>Fund Manager</b>	<b>Start Date</b>
<b>Managed By</b>	BMO Investments Inc.	Andrew Osterback	04/02/2012
<b>Inception Date</b>	Mar 22, 1999	Robert Armstrong	04/23/2024
<b>MER</b>	1.57%	Chris Childs	04/23/2024
<b>Total Assets (\$ millions)</b>	5,887.77	Sachal Mahajan	05/24/2024

**COMPOUND RETURN**

as of August 31, 2024

Period	1 Mth	3 Mth	6 Mth	1 Yr	3 Yr	5 Yr	10 Yr	Inception
Designated Fund	0.74%	5.47%	7.03%	13.58%	2.67%	4.74%	5.07%	5.62%
Benchmark	0.91%	5.73%	7.95%	13.85%	3.69%	5.97%	5.07%	6.52%
Quartile	1	1	2	2	4	4	2	3

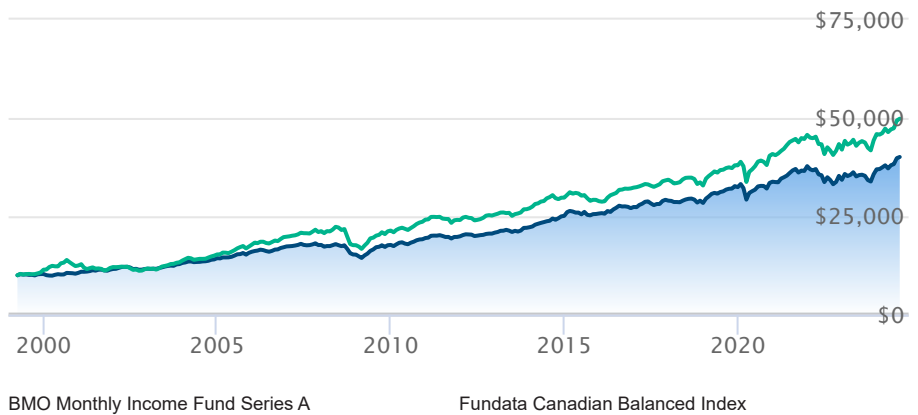
**CALENDAR RETURN**

as of August 31, 2024

Period	2023	2022	2021	2020	2019	2018	2017	2016	2015
Designated Fund	7.79%	-9.21%	11.73%	4.27%	14.17%	-2.05%	5.92%	6.44%	2.42%
Benchmark	9.43%	-8.20%	11.90%	7.61%	15.62%	-4.30%	6.22%	11.97%	-3.02%
Quartile	3	3	3	4	2	1	3	4	2

**GROWTH OF \$10,000**

Annual values as of August 31, 2024



The information contained on this page is related only to the designated fund or funds shown above. As part of a BMO Life Assurance Company policy, you do not purchase units in this designated fund or a legal interest in any security.

Past performance is no guarantee of future performance. All returns are historical annual compounded total rates of return and reflect changes in yield and distributions reinvested. Managed Indexed, Managed Portfolios and Market Indexed accounts credit an interest amount mirroring the net rate of return of a specified underlying investment, less a BMO Life Assurance Company daily management fee. These rates of return do not reflect the current BMO Life Assurance Company management /universal life fee which must be taken into consideration when determining the net return earned on the account.

Information contained in this document is for illustrative purposes only and is subject to change without notice. The contents of this profile are provided for informational and educational purposes and are not intended to provide investment, tax or legal advice. While every effort has been made to provide accurate and complete information, BMO Life Assurance Company and Fundata Canada will not be held liable for any inaccuracies, errors or omissions in the information provided.

