

VOLATILITY



Based on 3 year standard deviation

TOP HOLDINGS

as of August 31, 2025

1832 AM Investment Grade Canadian Corporate Bond Pool Series I	15.34%
Canada Government 3.25% 01-Jun-2035	4.29%
Sampo Oyj CI A	3.38%
Canada Government 2.75% 01-Sep-2027	3.13%
Stora Enso Oyj CI R	2.57%
W R Berkley Corp	2.57%
Valero Energy Corp	2.51%
DSV A/S	2.43%
Booking Holdings Inc	2.36%
Techtronic Industries Co Ltd	2.29%

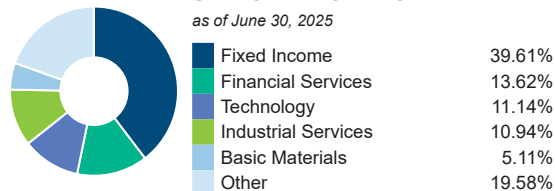
ASSET ALLOCATION

as of June 30, 2025




SECTOR ALLOCATION

as of June 30, 2025



GEOGRAPHIC ALLOCATION

as of June 30, 2025



STYLE

as of August 31, 2025

	Value	Blend	Growth
Large			
Medium			
Small			

UNIVERSAL LIFE
MANAGED INDEXED ACCOUNTS

BALANCED FUNDS

Dynamic Blue Chip Balanced Fund Series A

The information contained in this profile is related to the index indicated above. As part of a BMO Life Assurance Company policy, you do not purchase units in this index or a legal interest in any security.

OBJECTIVE

Dynamic Blue Chip Balanced Fund seeks to maximize returns and provide long-term growth of capital consistent with preserving capital and providing income by investing primarily in a full range of equity and fixed income securities. Before a fundamental change is made to the investment objective of the Fund, the prior approval of unitholders is required. This approval must be given by a resolution passed by a majority of the votes cast at a meeting of unitholders.

Category	Global Neutral Balanced	Fund Manager	Start Date
Managed By	1832 Asset Management L.P.	Adam Donsky	03/30/2011
Inception Date	Dec 10, 1975	Domenic Bellissimo	09/25/2012
MER	2.39%	Kevin Kaminski	02/20/2020
Total Assets (\$ millions)	855.96	Dana Love	02/20/2020

COMPOUND RETURN

as of August 31, 2025

Period	1 Mth	3 Mth	6 Mth	1 Yr	3 Yr	5 Yr	10 Yr	Inception
Designated Fund	2.10%	1.90%	0.79%	2.60%	8.00%	3.15%	4.89%	6.01%
Benchmark	1.44%	5.54%	3.60%	12.33%	12.72%	6.67%	7.04%	5.90%
Quartile	1	4	4	4	4	4	3	4

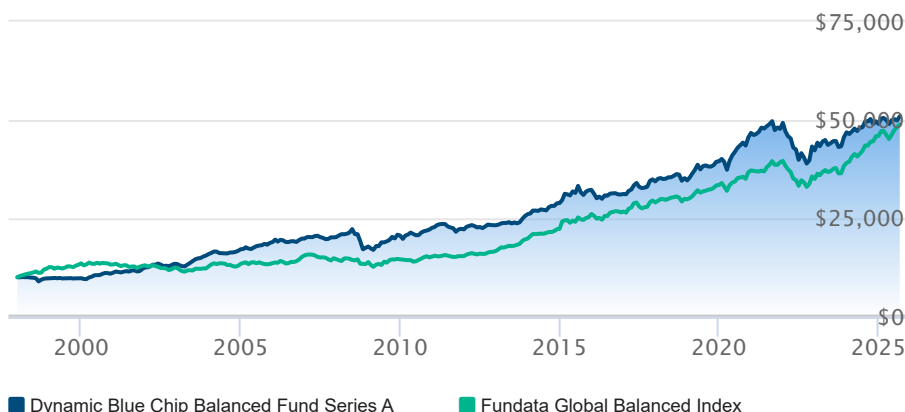
CALENDAR RETURN

as of August 31, 2025

Period	2024	2023	2022	2021	2020	2019	2018	2017	2016
Designated Fund	4.58%	10.87%	-14.19%	5.47%	18.30%	14.03%	0.71%	10.28%	-3.24%
Benchmark	17.48%	11.69%	-11.62%	6.48%	11.12%	12.26%	2.68%	8.66%	2.39%
Quartile	4	2	4	4	1	2	1	1	4

GROWTH OF \$10,000

Annual values as of August 31, 2025



The information contained on this page is related only to the designated fund or funds shown above. As part of a BMO Life Assurance Company policy, you do not purchase units in this designated fund or a legal interest in any security.

Past performance is no guarantee of future performance. All returns are historical annual compounded total rates of return and reflect changes in yield and distributions reinvested. Managed Indexed, Managed Portfolios and Market Indexed accounts credit an interest amount mirroring the net rate of return of a specified underlying investment, less a BMO Life Assurance Company daily management fee. These rates of return do not reflect the current BMO Life Assurance Company management /universal life fee which must be taken into consideration when determining the net return earned on the account.

Information contained in this document is for illustrative purposes only and is subject to change without notice. The contents of this profile are provided for informational and educational purposes and are not intended to provide investment, tax or legal advice. While every effort has been made to provide accurate and complete information, BMO Life Assurance Company and Fundata Canada will not be held liable for any inaccuracies, errors or omissions in the information provided.



Data Provided By Fundata