

VOLATILITY



Based on 3 year standard deviation

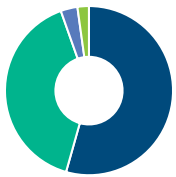
TOP HOLDINGS

as of March 31, 2026

NVIDIA Corp	6.18%
Apple Inc	4.76%
Amazon.com Inc	3.95%
Alphabet Inc Cl C	3.87%
Microsoft Corp	3.42%
AstraZeneca PLC	3.36%
Shell PLC	3.31%
Broadcom Inc	2.86%
Eli Lilly and Co	2.86%
Walmart Inc	2.53%

ASSET ALLOCATION

as of March 31, 2026



US Equity	54.41%
International Equity	40.16%
Canadian Equity	3.22%
Cash and Equivalents	2.21%

SECTOR ALLOCATION

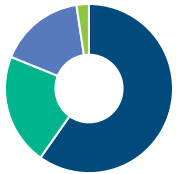
as of March 31, 2026



Technology	35.46%
Financial Services	12.96%
Consumer Services	11.82%
Healthcare	9.64%
Industrial Goods	7.51%
Other	22.61%

GEOGRAPHIC ALLOCATION

as of March 31, 2026



North America	59.81%
Europe	21.29%
Asia	16.51%
Latin America	2.39%

STYLE

as of March 31, 2026

	Value	Blend	Growth
Large			Large
Medium			Medium
Small			Small

**UNIVERSAL LIFE
MANAGED INDEXED ACCOUNT**

INTERNATIONAL EQUITY

CI Select Global Equity Fund Series A

The information contained in this profile is related to the index indicated above. As part of a BMO Life Assurance Company policy, you do not purchase units in this index or a legal interest in any security.

OBJECTIVE

This fund's objective is to obtain maximum long-term capital growth. It invests primarily in equity and equity-related securities of established companies throughout the world that the portfolio advisor believes have good growth potential. The fund may make large investments in any country, including emerging markets or emerging industries of any market.

Category	Global Equity	Fund Manager	Matthew Strauss	Start Date	06/10/2021
Managed By	CI Global Asset Management				
Inception Date	Jun 03, 1986				
MER	2.45%				
Total Assets (\$ millions)	487.96				

COMPOUND RETURN

as of March 31, 2026

Period	1 Mth	3 Mth	6 Mth	1 Yr	3 Yr	5 Yr	10 Yr	Inception
Designated Fund	-6.32%	-5.29%	-4.36%	10.32%	12.62%	8.31%	9.81%	6.59%
Benchmark	-5.34%	-1.19%	0.42%	16.89%	17.70%	11.58%	12.12%	8.77%
Quartile	4	4	3	3	3	3	2	4

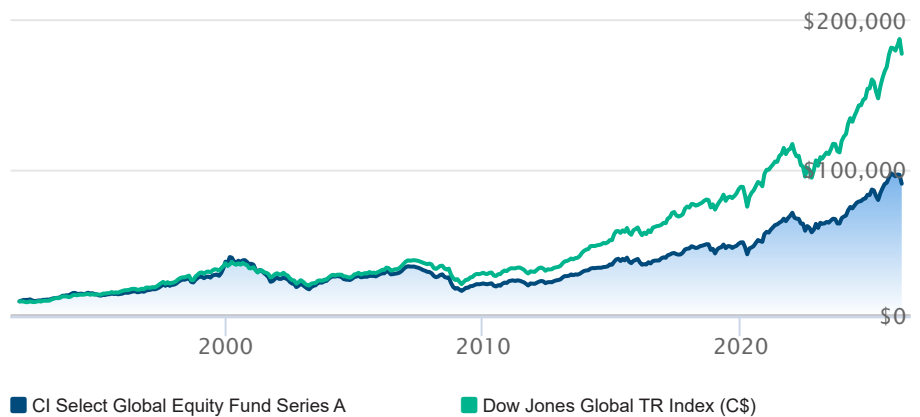
CALENDAR RETURN

as of March 31, 2026

Period	2025	2024	2023	2022	2021	2020	2019	2018	2017
Designated Fund	15.47%	21.60%	12.91%	-14.74%	22.68%	14.28%	17.73%	-7.40%	15.01%
Benchmark	16.60%	26.84%	19.37%	-12.64%	17.62%	13.15%	21.41%	-1.79%	16.29%
Quartile	2	2	3	3	1	2	3	3	2

GROWTH OF \$10,000

Annual values as of March 31, 2026



The information contained on this page is related only to the designated fund or funds shown above. As part of a BMO Life Assurance Company policy, you do not purchase units in this designated fund or a legal interest in any security.

Past performance is no guarantee of future performance. All returns are historical annual compounded total rates of return and reflect changes in yield and distributions reinvested. Managed Indexed, Managed Portfolios and Market Indexed accounts credit an interest amount mirroring the net rate of return of a specified underlying investment, less a BMO Life Assurance Company daily management fee. These rates of return do not reflect the current BMO Life Assurance Company management /universal life fee which must be taken into consideration when determining the net return earned on the account.

Information contained in this document is for illustrative purposes only and is subject to change without notice. The contents of this profile are provided for informational and educational purposes and are not intended to provide investment, tax or legal advice. While every effort has been made to provide accurate and complete information, BMO Life Assurance Company and Fundata Canada will not be held liable for any inaccuracies, errors or omissions in the information provided.

