

VOLATILITY



Based on 3 year standard deviation

TOP HOLDINGS

as of December 31, 2025

Nuvista Energy Ltd	4.97%
Shell PLC	4.88%
Peyto Exploration & Development Corp	3.66%
Tamarack Valley Energy Ltd	3.57%
Tourmaline Oil Corp	3.26%
Cenovus Energy Inc	2.96%
Infinity Natural Resources Inc CI A	2.92%
Fluence Energy Inc CI A	2.78%
Saipem SpA	2.74%
CES Energy Solutions Corp	2.54%

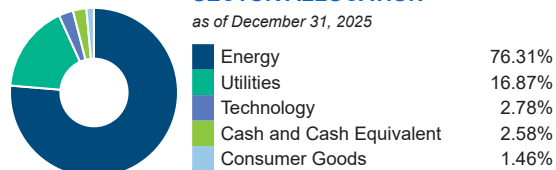
ASSET ALLOCATION

as of December 31, 2025




SECTOR ALLOCATION

as of December 31, 2025



GEOGRAPHIC ALLOCATION

as of December 31, 2025



STYLE

as of December 31, 2025

	Value	Blend	Growth
Large			
Medium			
Small			

UNIVERSAL LIFE
MANAGED INDEXED ACCOUNT

SPECIALTY FUNDS

CI Global Energy Corporate Class A

The information contained in this profile is related to the index indicated above. As part of a BMO Life Assurance Company policy, you do not purchase units in this index or a legal interest in any security.

OBJECTIVE

This fund's objective is to obtain maximum long-term capital growth. It invests primarily in equity and equity-related securities of companies around the world that are engaged in the exploration, development, production and distribution of oil, gas, coal and related energy products, including geothermal, solar and other energy sources. The fund may also invest in companies that supply goods and services to these companies.

Category	Energy Equity	Fund Manager	Start Date
Managed By	CI Global Asset Management	Curtis Gillis	12/03/2020
Inception Date	Jun 11, 1998		
MER	2.31%		
Total Assets (\$ millions)	105.88		

COMPOUND RETURN

as of December 31, 2025

Period	1 Mth	3 Mth	6 Mth	1 Yr	3 Yr	5 Yr	10 Yr	Inception
Designated Fund	-2.05%	7.47%	16.75%	16.46%	8.63%	24.92%	8.67%	8.32%
Benchmark	-2.41%	5.77%	15.80%	17.31%	11.97%	31.98%	10.16%	7.85%
Quartile	3	2	1	2	4	2	2	2

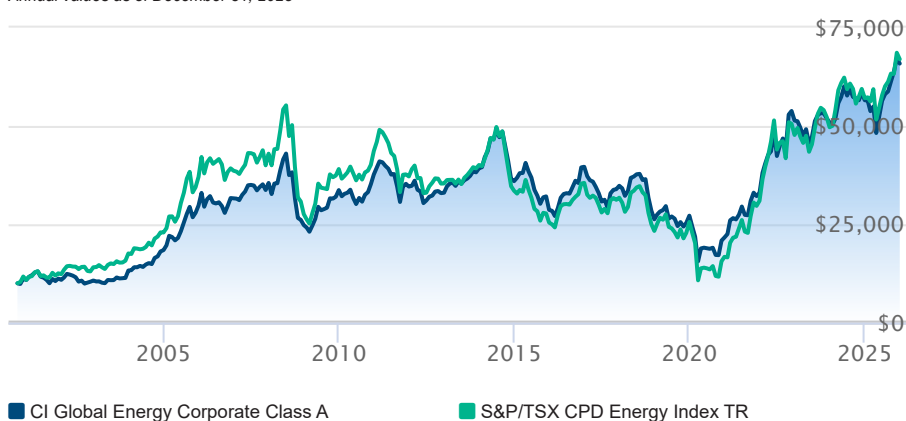
CALENDAR RETURN

as of December 31, 2025

Period	2025	2024	2023	2022	2021	2020	2019	2018	2017
Designated Fund	16.46%	11.06%	-0.90%	55.85%	52.30%	-20.37%	3.51%	-24.51%	-12.20%
Benchmark	17.31%	14.91%	4.14%	54.02%	85.18%	-34.64%	9.75%	-26.57%	-10.61%
Quartile	2	4	4	1	2	2	4	4	3

GROWTH OF \$10,000

Annual values as of December 31, 2025



The information contained on this page is related only to the designated fund or funds shown above. As part of a BMO Life Assurance Company policy, you do not purchase units in this designated fund or a legal interest in any security.

Past performance is no guarantee of future performance. All returns are historical annual compounded total rates of return and reflect changes in yield and distributions reinvested. Managed Indexed, Managed Portfolios and Market Indexed accounts credit an interest amount mirroring the net rate of return of a specified underlying investment, less a BMO Life Assurance Company daily management fee. These rates of return do not reflect the current BMO Life Assurance Company management /universal life fee which must be taken into consideration when determining the net return earned on the account.

Information contained in this document is for illustrative purposes only and is subject to change without notice. The contents of this profile are provided for informational and educational purposes and are not intended to provide investment, tax or legal advice. While every effort has been made to provide accurate and complete information, BMO Life Assurance Company and Fundata Canada will not be held liable for any inaccuracies, errors or omissions in the information provided.



Data Provided By Fundata