

**VOLATILITY**





Based on 3 year standard deviation

**TOP HOLDINGS**

as of May 31, 2019

Cash and Cash Equivalents	13.75%
Bank of Nova Scotia	6.97%
Toronto-Dominion Bank	6.51%
Bank of Montreal	6.21%
Brookfield Asset Management Inc CI A	5.93%
National Bank of Canada	5.40%
Air Lease Corp	5.09%
Blackstone Group L.P. (The) Total Return Equity Swap	5.07%
Apollo Global Management LLC	5.04%
Brookfield Business Partners LP - Units	4.99%



**STYLE**

as of July 31, 2019

	Value	Blend	Growth	
Large				
Medium				
Small				

**Dynamic Financial Services Fund Series A**

The information contained in this profile is related to the index indicated above. As part of a BMO Life Assurance Company policy, you do not purchase units in this index or a legal interest in any security.

**OBJECTIVE**

Dynamic Financial Services Fund seeks to maximize return over the long-term in a manner consistent with the preservation of capital through investments primarily in Canadian companies that are involved in the financial services and wealth management sectors.

<b>Category</b>	Financial Services Equity	<b>Fund Managers</b>	<b>Start Date</b>
<b>Managed By</b>	1832 Asset Management L.P.	Yassen Dimitrov	1/7/2010
<b>Inception Date</b>	October 11, 1972		
<b>Designated Fund MER</b>	2.45%		
<b>Total Assets (\$ millions)</b>	231.83		

**COMPOUND RETURN**

as of July 31, 2019

Period	1 Mth	3 Mth	6 Mth	1 Yr	3 Yr	5 Yr	10 Yr	Inception
Designated Fund	2.37%	3.62%	12.22%	7.73%	15.32%	11.17%	10.17%	8.57%
Benchmark	0.48%	-1.84%	6.74%	2.93%	11.56%	9.66%	9.96%	-
Quartile	1	1	1	1	1	1	1	-

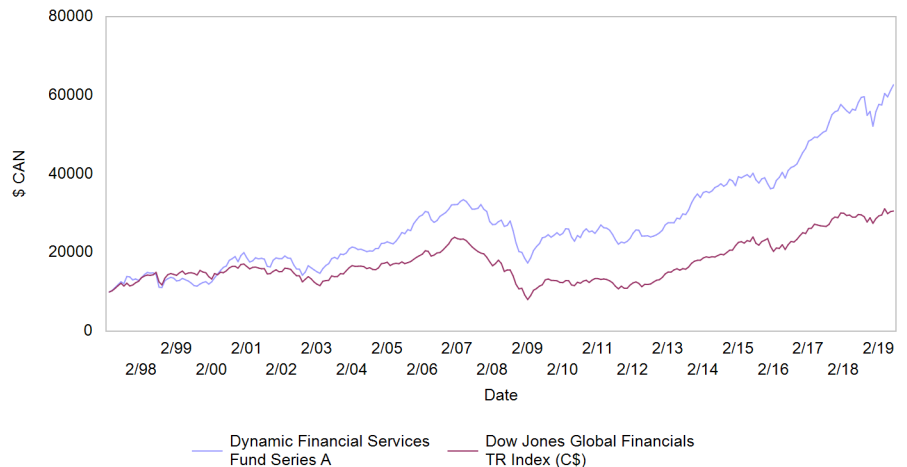
**CALENDAR RETURN**

as of July 31, 2019

Period	2018	2017	2016	2015	2014	2013	2012	2011	2010
Designated Fund	-7.09%	23.46%	21.13%	-1.91%	9.50%	35.97%	12.34%	-10.38%	1.78%
Benchmark	-4.99%	15.24%	6.34%	14.20%	14.35%	31.84%	25.13%	-15.98%	1.36%
Quartile	1	1	2	3	4	2	4	2	2

**GROWTH OF \$10,000**

Annual values as of July 31 2019



The information contained on this page is related only to the designated fund or funds shown above. As part of a BMO Life Assurance Company policy, you do not purchase units in these designated funds or a legal interest in any security.

Past performance is no guarantee of future performance. All returns are historical annual compounded total rates of return and reflect changes in yield and distributions reinvested. Managed Indexed, Managed Portfolios and Market Indexed accounts credit an interest amount mirroring the net rate of return of a specified underlying investment, less a BMO Life Assurance Company daily management fee. These rates of return do not reflect the current BMO Life Assurance Company management / universal life fee which must be taken into consideration when determining the net return earned on the account.

Information contained in this document is for illustrative purposes only and is subject to change without notice. The contents of this profile are provided for informational and educational purposes and are not intended to provide investment, tax or legal advice. While every effort has been made to provide accurate and complete information, BMO Life Assurance Company and Fundata Canada will not be held liable for any inaccuracies, errors or omissions in the information provided.

™/® Trademark/registered trademark of Bank of Montreal, used under licence.



Data Provided By Fundata