

## VOLATILITY



Based on 3 year standard deviation

## TOP HOLDINGS

as of May 31, 2025

Abbvie Inc  
 AstraZeneca PLC  
 Boston Scientific Corp  
 ConvaTec Group PLC  
 Danaher Corp  
 Eli Lilly and Co  
 Roche Holding AG - Partcptn  
 Stryker Corp  
 Thermo Fisher Scientific Inc  
 UnitedHealth Group Inc

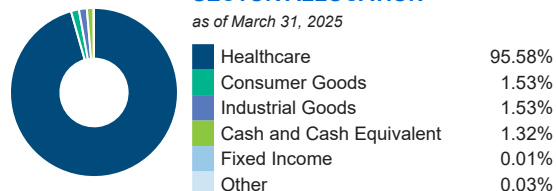
## ASSET ALLOCATION

as of March 31, 2025




## SECTOR ALLOCATION

as of March 31, 2025



## GEOGRAPHIC ALLOCATION

as of March 31, 2025



## STYLE

as of May 31, 2025

	Value	Blend	Growth
Large			
Medium			
Small			

UNIVERSAL LIFE  
MANAGED INDEXED ACCOUNTS

## SPECIALTY FUNDS

## Fidelity Global Health Care Fund Series A

The information contained in this profile is related to the index indicated above. As part of a BMO Life Assurance Company policy, you do not purchase units in this index or a legal interest in any security.

## OBJECTIVE

The Fund aims to achieve long-term capital growth. It invests primarily in equity securities of companies anywhere in the world that design, make or sell products or services related to health care and medicine.

Category	Health Care Equity	Fund Manager	Start Date
Managed By	Fidelity Investments Canada ULC	Alex Gold	07/19/2019
Inception Date	Jun 05, 1997	FIL Limited	02/06/2023
MER	2.50%		
Total Assets (\$ millions)	5.49		

## COMPOUND RETURN

as of May 31, 2025

Period	1 Mth	3 Mth	6 Mth	1 Yr	3 Yr	5 Yr	10 Yr	Inception
Designated Fund	-3.42%	-13.60%	-11.87%	-11.19%	2.09%	2.60%	4.80%	6.60%
Benchmark	-3.48%	-11.28%	-7.93%	-3.27%	4.95%	4.56%	7.09%	9.67%
Quartile	2	2	3	4	3	3	3	3

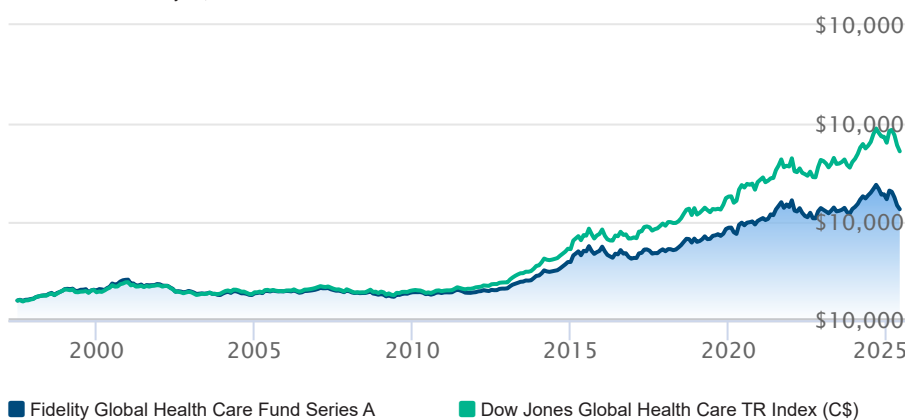
## CALENDAR RETURN

as of May 31, 2025

Period	2024	2023	2022	2021	2020	2019	2018	2017	2016
Designated Fund	6.75%	2.70%	-7.97%	19.00%	8.95%	18.08%	13.63%	10.71%	-15.33%
Benchmark	9.95%	1.42%	-1.72%	15.28%	13.59%	17.06%	11.82%	14.01%	-8.68%
Quartile	3	2	4	2	4	2	1	3	4

## GROWTH OF \$10,000

Annual values as of May 31, 2025



The information contained on this page is related only to the designated fund or funds shown above. As part of a BMO Life Assurance Company policy, you do not purchase units in this designated fund or a legal interest in any security.

Past performance is no guarantee of future performance. All returns are historical annual compounded total rates of return and reflect changes in yield and distributions reinvested. Managed Indexed, Managed Portfolios and Market Indexed accounts credit an interest amount mirroring the net rate of return of a specified underlying investment, less a BMO Life Assurance Company daily management fee. These rates of return do not reflect the current BMO Life Assurance Company management /universal life fee which must be taken into consideration when determining the net return earned on the account.

Information contained in this document is for illustrative purposes only and is subject to change without notice. The contents of this profile are provided for informational and educational purposes and are not intended to provide investment, tax or legal advice. While every effort has been made to provide accurate and complete information, BMO Life Assurance Company and Fundata Canada will not be held liable for any inaccuracies, errors or omissions in the information provided.



Data Provided By Fundata