

VOLATILITY



Based on 3 year standard deviation

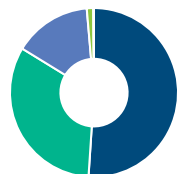
TOP HOLDINGS

as of March 31, 2025

Alimentation Couche-Tard Inc CI A
BCE Inc
British American Tobacco PLC
Diageo PLC
Emera Inc
Imperial Brands PLC
Metro Inc
Nestle SA CI N
Rogers Communications Inc CI B
Saputo Inc

ASSET ALLOCATION

as of December 31, 2024



Canadian Equity	51.05%
International Equity	32.67%
US Equity	14.91%
Cash and Equivalents	1.29%
Canadian Government Bonds	0.02%
Other	0.06%

SECTOR ALLOCATION

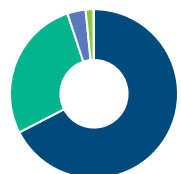
as of December 31, 2024



Consumer Goods	32.63%
Consumer Services	13.03%
Telecommunications	11.39%
Technology	10.02%
Utilities	7.88%
Other	25.05%

GEOGRAPHIC ALLOCATION

as of December 31, 2024



North America	67.45%
Europe	27.44%
Asia	3.52%
Latin America	1.53%
Other	0.06%

STYLE

as of March 31, 2025

Value	Blend	Growth
		Large
		Medium
		Small

UNIVERSAL LIFE
MANAGED INDEXED ACCOUNTS

CANADIAN EQUITY

Fidelity Canadian Large Cap Fund Series A

The information contained in this profile is related to the index indicated above. As part of a BMO Life Assurance Company policy, you do not purchase units in this index or a legal interest in any security.

OBJECTIVE

This fund aims to achieve long-term capital growth. It invests primarily in equity securities of Canadian companies and tends to focus on large companies. We can't change the fund's investment objective unless we got approval from a majority of unitholders who vote at a special meeting we call.

Category	Canadian Focused Equity	Fund Manager	Start Date
Managed By	Fidelity Investments Canada ULC	Daniel Dupont	03/25/2011
Inception Date	Feb 01, 1988	Fidelity Canada Investment Management	02/06/2023
MER	2.49%		
Total Assets (\$ millions)	114.82		

COMPOUND RETURN

as of March 31, 2025

Period	1 Mth	3 Mth	6 Mth	1 Yr	3 Yr	5 Yr	10 Yr	Inception
Designated Fund	1.01%	5.53%	5.03%	16.91%	10.76%	16.43%	8.48%	9.48%
Benchmark	-2.52%	0.32%	4.54%	14.31%	8.49%	15.60%	8.41%	8.06%
Quartile	1	1	1	1	1	2	2	1

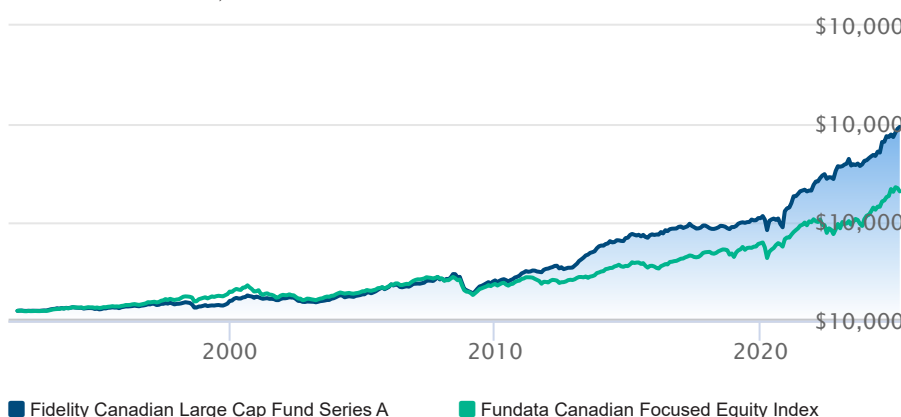
CALENDAR RETURN

as of March 31, 2025

Period	2024	2023	2022	2021	2020	2019	2018	2017	2016
Designated Fund	14.49%	4.20%	13.34%	20.89%	9.69%	9.43%	-0.37%	-0.29%	9.94%
Benchmark	22.75%	13.60%	-8.87%	21.76%	7.58%	21.45%	-7.14%	10.80%	14.44%
Quartile	4	4	1	4	2	4	1	4	4

GROWTH OF \$10,000

Annual values as of March 31, 2025



■ Fidelity Canadian Large Cap Fund Series A

■ Fundata Canadian Focused Equity Index

The information contained on this page is related only to the designated fund or funds shown above. As part of a BMO Life Assurance Company policy, you do not purchase units in this designated fund or a legal interest in any security.

Past performance is no guarantee of future performance. All returns are historical annual compounded total rates of return and reflect changes in yield and distributions reinvested. Managed Indexed, Managed Portfolios and Market Indexed accounts credit an interest amount mirroring the net rate of return of a specified underlying investment, less a BMO Life Assurance Company daily management fee. These rates of return do not reflect the current BMO Life Assurance Company management /universal life fee which must be taken into consideration when determining the net return earned on the account.

Information contained in this document is for illustrative purposes only and is subject to change without notice. The contents of this profile are provided for informational and educational purposes and are not intended to provide investment, tax or legal advice. While every effort has been made to provide accurate and complete information, BMO Life Assurance Company and Fundata Canada will not be held liable for any inaccuracies, errors or omissions in the information provided.



Data Provided By Fundata