

**VOLATILITY**



Based on 3 year standard deviation

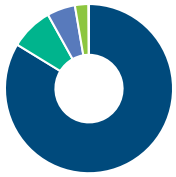
**TOP HOLDINGS**

as of February 28, 2025

- Chemed Corp
- Essential Utilities Inc
- Fidelity U.S. Money Market Investment Trust O
- Genpact Ltd
- Grand Canyon Education Inc
- J M Smucker Co
- Mr Cooper Group Inc
- Reinsurance Group of America Inc
- Service Corp International
- Valvoline Inc

**ASSET ALLOCATION**

as of December 31, 2024



US Equity	83.70%
International Equity	8.20%
Cash and Equivalents	5.41%
Canadian Equity	2.64%
Foreign Corporate Bonds	0.03%
Other	0.02%

**SECTOR ALLOCATION**

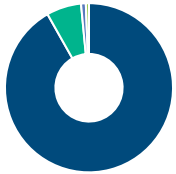
as of December 31, 2024



Financial Services	20.71%
Industrial Services	14.23%
Consumer Goods	13.77%
Consumer Services	11.79%
Technology	10.32%
Other	29.18%

**GEOGRAPHIC ALLOCATION**

as of December 31, 2024



North America	91.78%
Latin America	6.70%
Africa and Middle East	0.93%
Other	0.59%

**STYLE**

as of February 28, 2025

	Value	Blend	Growth
Large			
Medium			
Small			

**UNIVERSAL LIFE  
MANAGED INDEXED ACCOUNTS**

**US EQUITY**

**Fidelity Small Cap America Fund Series A**

The information contained in this profile is related to the index indicated above. As part of a BMO Life Assurance Company policy, you do not purchase units in this index or a legal interest in any security.

**OBJECTIVE**

The Fund aims to achieve long-term capital growth. It invests primarily in equity securities of U.S. small capitalization companies.

<b>Category</b>	U.S. Small/Mid Cap Equity	<b>Fund Manager</b>	<b>Start Date</b>
<b>Managed By</b>	Fidelity Investments Canada ULC	Steve MacMillan	03/25/2011
<b>Inception Date</b>	Apr 06, 1994	Fidelity Canada Investment Management	02/06/2023
<b>MER</b>	2.45%		
<b>Total Assets (\$ millions)</b>	36.59		

**COMPOUND RETURN**

as of February 28, 2025

Period	1 Mth	3 Mth	6 Mth	1 Yr	3 Yr	5 Yr	10 Yr	Inception
Designated Fund	-2.17%	-2.77%	3.78%	4.32%	5.19%	4.43%	4.61%	9.13%
Benchmark	-5.13%	-4.64%	10.90%	17.12%	10.35%	12.71%	9.39%	11.04%
Quartile		1	1	2	3	2	4	4

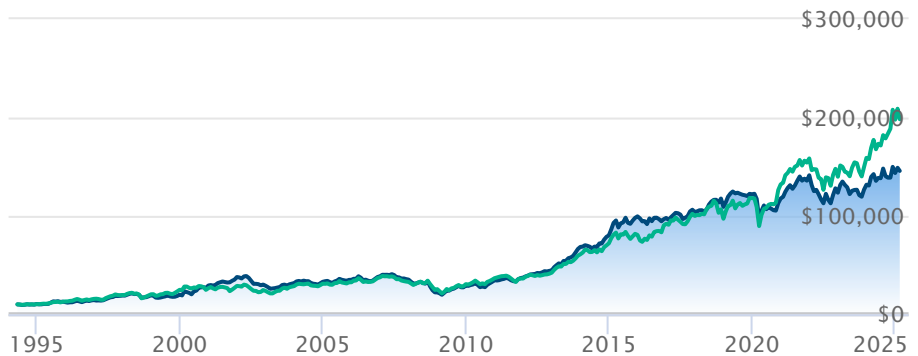
**CALENDAR RETURN**

as of February 28, 2025

Period	2024	2023	2022	2021	2020	2019	2018	2017	2016
Designated Fund	9.03%	6.59%	-12.54%	20.07%	-3.51%	11.74%	5.08%	6.10%	-1.63%
Benchmark	24.39%	13.76%	-11.77%	20.00%	11.78%	21.65%	-2.87%	8.66%	14.08%
Quartile		4	4	1	3	4	4	2	4

**GROWTH OF \$10,000**

Annual values as of February 28, 2025



Fidelity Small Cap America Fund Series A

Dow Jones U.S. Small-Cap TR Index (C\$)

The information contained on this page is related only to the designated fund or funds shown above. As part of a BMO Life Assurance Company policy, you do not purchase units in this designated fund or a legal interest in any security.

Past performance is no guarantee of future performance. All returns are historical annual compounded total rates of return and reflect changes in yield and distributions reinvested. Managed Indexed, Managed Portfolios and Market Indexed accounts credit an interest amount mirroring the net rate of return of a specified underlying investment, less a BMO Life Assurance Company daily management fee. These rates of return do not reflect the current BMO Life Assurance Company management /universal life fee which must be taken into consideration when determining the net return earned on the account.

Information contained in this document is for illustrative purposes only and is subject to change without notice. The contents of this profile are provided for informational and educational purposes and are not intended to provide investment, tax or legal advice. While every effort has been made to provide accurate and complete information, BMO Life Assurance Company and Fundata Canada will not be held liable for any inaccuracies, errors or omissions in the information provided.

