

**VOLATILITY**



Based on 3 year standard deviation

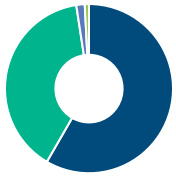
**TOP HOLDINGS**

as of November 30, 2024

Alphabet Inc Cl A	6.25%
JPMorgan Chase & Co	5.58%
Chubb Ltd	4.35%
Waste Management Inc	3.94%
Moody's Corp	3.87%
Honeywell International Inc	3.30%
Aflac Inc	3.22%
Schneider Electric SE	3.16%
Abbvie Inc	3.14%
Philip Morris International Inc	3.12%

**ASSET ALLOCATION**

as of November 30, 2024



US Equity	58.40%
International Equity	39.23%
Cash and Equivalents	1.62%
Canadian Equity	0.80%
Other	-0.05%

**SECTOR ALLOCATION**

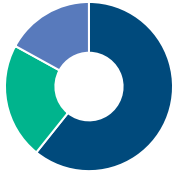
as of November 30, 2024



Financial Services	26.38%
Industrial Goods	18.09%
Technology	14.15%
Consumer Goods	9.92%
Healthcare	9.31%
Other	22.15%

**GEOGRAPHIC ALLOCATION**

as of November 30, 2024



North America	60.82%
Europe	22.18%
Asia	17.05%
Other	-0.05%

**STYLE**

as of November 30, 2024

	Value	Blend	Growth
Large			Large
Medium			Medium
Small			Small

**UNIVERSAL LIFE  
MANAGED INDEXED ACCOUNTS**

**INTERNATIONAL EQUITY**

**AGF Global Equity Fund Mutual Fund Series**

The information contained in this profile is related to the index indicated above. As part of a BMO Life Assurance Company policy, you do not purchase units in this index or a legal interest in any security.

**OBJECTIVE**

The Fund's objective is to provide long-term capital growth. It invests primarily in shares of companies around the world. It may invest up to 25% of its assets in companies in emerging markets.

<b>Category</b>	Global Equity	<b>Fund Manager</b>	Stephen Way	<b>Start Date</b>	11/27/2002
<b>Managed By</b>	AGF Investments Inc.		Andres Perez		03/01/2022
<b>Inception Date</b>	Nov 28, 1994				
<b>MER</b>	2.54%				
<b>Total Assets (\$ millions)</b>	731.26				

**COMPOUND RETURN**

as of November 30, 2024

Period	1 Mth	3 Mth	6 Mth	1 Yr	3 Yr	5 Yr	10 Yr	Inception
Designated Fund	2.56%	4.56%	11.06%	23.87%	9.52%	8.22%	7.74%	6.56%
Benchmark	4.44%	7.83%	13.43%	29.86%	10.82%	12.38%	11.57%	8.67%
Quartile	4	3	3	3	2	4	3	3

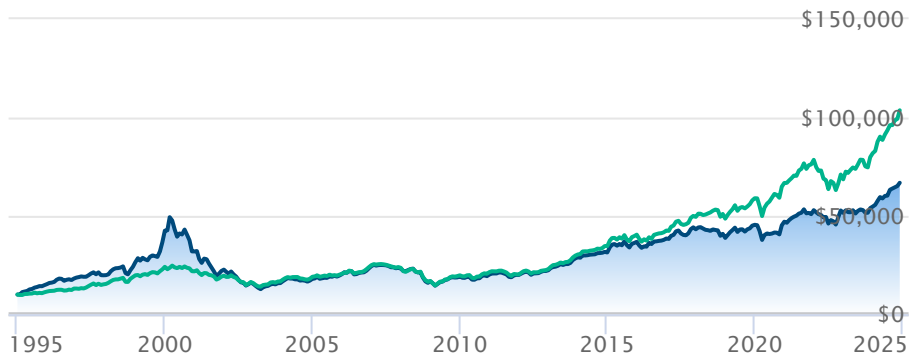
**CALENDAR RETURN**

as of November 30, 2024

Period	2023	2022	2021	2020	2019	2018	2017	2016	2015
Designated Fund	6.24%	-2.64%	12.46%	3.50%	17.20%	-10.18%	12.13%	4.63%	17.23%
Benchmark	19.37%	-12.64%	17.62%	13.15%	21.41%	-1.79%	16.29%	5.18%	16.88%
Quartile	4	1	4	4	3	4	3	2	2

**GROWTH OF \$10,000**

Annual values as of November 30, 2024



AGF Global Equity Fund Mutual Fund Series

Dow Jones Global TR Index (C\$)

The information contained on this page is related only to the designated fund or funds shown above. As part of a BMO Life Assurance Company policy, you do not purchase units in this designated fund or a legal interest in any security.

Past performance is no guarantee of future performance. All returns are historical annual compounded total rates of return and reflect changes in yield and distributions reinvested. Managed Indexed, Managed Portfolios and Market Indexed accounts credit an interest amount mirroring the net rate of return of a specified underlying investment, less a BMO Life Assurance Company daily management fee. These rates of return do not reflect the current BMO Life Assurance Company management /universal life fee which must be taken into consideration when determining the net return earned on the account.

Information contained in this document is for illustrative purposes only and is subject to change without notice. The contents of this profile are provided for informational and educational purposes and are not intended to provide investment, tax or legal advice. While every effort has been made to provide accurate and complete information, BMO Life Assurance Company and Fundata Canada will not be held liable for any inaccuracies, errors or omissions in the information provided.

