

VOLATILITY



Based on 3 year standard deviation

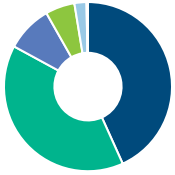
TOP HOLDINGS

as of February 28, 2025

Canada Government 3.00% 01-Jun-2034	4.18%
Ontario Province 4.15% 02-Jun-2034	4.14%
Quebec Province 4.40% 01-Dec-2055	3.42%
Ontario Province 3.80% 02-Dec-2034	3.29%
United States Treasury 0.13% 15-Apr-2025	3.04%
Mackenzie Canadian Aggregate Bond Index ETF (QBB)	2.71%
Canada Government 2.75% 01-Dec-2055	2.45%
Quebec Province 4.45% 01-Sep-2034	2.18%
Canada Government 3.25% 01-Dec-2034	2.14%
United States Treasury 2.13% 15-Feb-2054	2.06%

ASSET ALLOCATION

as of December 31, 2024



Canadian Corporate Bonds	43.22%
Canadian Government Bonds	39.66%
Cash and Equivalents	8.89%
Foreign Government Bonds	5.63%
Foreign Corporate Bonds	2.32%
Other	0.28%

SECTOR ALLOCATION

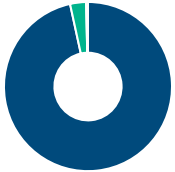
as of December 31, 2024



Fixed Income	90.93%
Cash and Cash Equivalent	8.89%
Financial Services	0.10%
Other	0.08%

GEOGRAPHIC ALLOCATION

as of December 31, 2024



North America	96.57%
Asia	3.08%
Europe	0.19%
Latin America	0.05%
Other	0.11%

STYLE

as of February 28, 2025

	Value	Blend	Growth
Large			
Medium			
Small			

Mackenzie Canadian Bond Fund Series A

The information contained in this profile is related to the index indicated above. As part of a BMO Life Assurance Company policy, you do not purchase units in this index or a legal interest in any security.

OBJECTIVE

The Fund pursues a steady flow of income by investing mainly in Canadian government and corporate fixed-income securities and asset-backed securities with maturities of more than one year. The Fund also pursues capital gains by actively trading fixed-income securities. Preservation of capital is an important factor in the selection of portfolio investments.

Category	Canadian Fixed Income	Fund Manager	Steve Locke	Start Date	06/04/2010
Managed By	Mackenzie Financial Corporation		Felix Wong		06/04/2010
Inception Date	Feb 10, 1989				
MER	1.68%				
Total Assets (\$ millions)	1,235.70				

COMPOUND RETURN

as of February 28, 2025

Period	1 Mth	3 Mth	6 Mth	1 Yr	3 Yr	5 Yr	10 Yr	Inception
Designated Fund	0.99%	1.21%	3.68%	7.48%	0.48%	-0.38%	0.73%	4.86%
Benchmark	1.14%	1.75%	4.04%	8.37%	1.44%	0.36%	1.72%	4.40%
Quartile	4	4	4	4	4	4	4	4

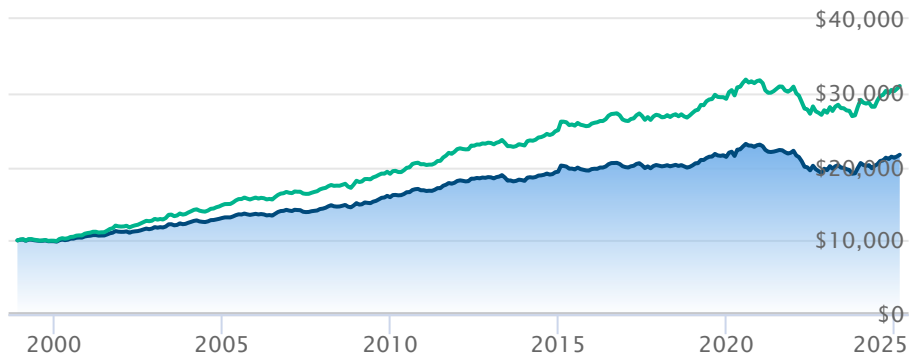
CALENDAR RETURN

as of February 28, 2025

Period	2024	2023	2022	2021	2020	2019	2018	2017	2016
Designated Fund	3.45%	4.96%	-11.88%	-3.63%	7.85%	5.64%	0.22%	0.97%	1.37%
Benchmark	4.10%	6.38%	-11.46%	-2.71%	8.61%	6.97%	1.29%	2.70%	1.54%
Quartile	4	4	2	4	4	4	3	4	3

GROWTH OF \$10,000

Annual values as of February 28, 2025



Mackenzie Canadian Bond Fund Series A

ICE BofA Canada Broad Market Index TR CAD

The information contained on this page is related only to the designated fund or funds shown above. As part of a BMO Life Assurance Company policy, you do not purchase units in this designated fund or a legal interest in any security.

Past performance is no guarantee of future performance. All returns are historical annual compounded total rates of return and reflect changes in yield and distributions reinvested. Managed Indexed, Managed Portfolios and Market Indexed accounts credit an interest amount mirroring the net rate of return of a specified underlying investment, less a BMO Life Assurance Company daily management fee. These rates of return do not reflect the current BMO Life Assurance Company management /universal life fee which must be taken into consideration when determining the net return earned on the account.

Information contained in this document is for illustrative purposes only and is subject to change without notice. The contents of this profile are provided for informational and educational purposes and are not intended to provide investment, tax or legal advice. While every effort has been made to provide accurate and complete information, BMO Life Assurance Company and Fundata Canada will not be held liable for any inaccuracies, errors or omissions in the information provided.

