

VOLATILITY



Based on 3 year standard deviation

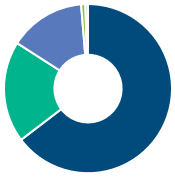
TOP HOLDINGS

as of February 28, 2025

Ventas Inc	5.79%
Equinix Inc	4.46%
Prologis Inc	4.45%
VICI Properties Inc	4.29%
Welltower Inc	4.08%
American Homes 4 Rent Cl A	3.86%
Brixmor Property Group Inc	3.73%
Chartwell Retirement Residences - Units	3.70%
American Tower Corp	2.87%
Healthpeak Properties Inc	2.74%

ASSET ALLOCATION

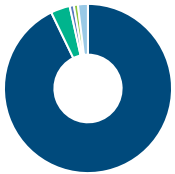
as of February 28, 2025



US Equity	64.66%
Income Trust Units	19.38%
International Equity	14.65%
Cash and Equivalents	0.81%
Canadian Equity	0.50%

SECTOR ALLOCATION

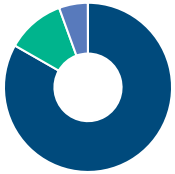
as of February 28, 2025



Real Estate	92.80%
Healthcare	3.70%
Cash and Cash Equivalent	0.81%
Consumer Services	0.78%
Other	1.91%

GEOGRAPHIC ALLOCATION

as of February 28, 2025



North America	83.22%
Europe	11.20%
Asia	5.58%
Africa and Middle East	0.00%

STYLE

as of February 28, 2025

	Value	Blend	Growth
Large			Large
Medium			Medium
Small			Small

**UNIVERSAL LIFE
MANAGED INDEXED ACCOUNTS**

SPECIALTY FUNDS

CI Global REIT Fund Series A

The information contained in this profile is related to the index indicated above. As part of a BMO Life Assurance Company policy, you do not purchase units in this index or a legal interest in any security.

OBJECTIVE

The Fund's investment objective is to provide regular current income by investing primarily in REITs and equity securities of corporations participating in the residential and commercial real estate sector.

Category	Real Estate Equity	Fund Manager	Start Date
Managed By	CI Global Asset Management	Lee Goldman	06/01/2018
Inception Date	Dec 24, 1997	Joshua Varghese	06/01/2018
MER	2.32%		
Total Assets (\$ millions)	411.05		

COMPOUND RETURN

as of February 28, 2025

Period	1 Mth	3 Mth	6 Mth	1 Yr	3 Yr	5 Yr	10 Yr	Inception
Designated Fund	3.20%	-0.68%	0.41%	10.63%	-1.41%	1.39%	3.24%	5.87%
Benchmark	2.64%	0.82%	5.38%	19.10%	3.98%	4.58%	4.66%	8.75%
Quartile	1	2	3	3	4	4	3	2

CALENDAR RETURN

as of February 28, 2025

Period	2024	2023	2022	2021	2020	2019	2018	2017	2016
Designated Fund	4.63%	6.47%	-25.27%	30.63%	-5.75%	21.95%	-1.52%	6.60%	2.65%
Benchmark	10.11%	10.39%	-19.44%	30.68%	-11.04%	15.42%	2.74%	1.40%	1.59%
Quartile	3	3	4	2	2	1	4	2	2

GROWTH OF \$10,000

Annual values as of February 28, 2025



CI Global REIT Fund Series A

Dow Jones Global Select Real Estate Sec TR Ind C\$

The information contained on this page is related only to the designated fund or funds shown above. As part of a BMO Life Assurance Company policy, you do not purchase units in this designated fund or a legal interest in any security.

Past performance is no guarantee of future performance. All returns are historical annual compounded total rates of return and reflect changes in yield and distributions reinvested. Managed Indexed, Managed Portfolios and Market Indexed accounts credit an interest amount mirroring the net rate of return of a specified underlying investment, less a BMO Life Assurance Company daily management fee. These rates of return do not reflect the current BMO Life Assurance Company management /universal life fee which must be taken into consideration when determining the net return earned on the account.

Information contained in this document is for illustrative purposes only and is subject to change without notice. The contents of this profile are provided for informational and educational purposes and are not intended to provide investment, tax or legal advice. While every effort has been made to provide accurate and complete information, BMO Life Assurance Company and Fundata Canada will not be held liable for any inaccuracies, errors or omissions in the information provided.

