

**VOLATILITY**



Based on 3 year standard deviation

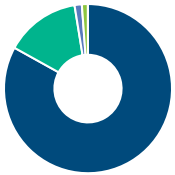
**TOP HOLDINGS**

as of May 31, 2024

Royal Bank of Canada	7.52%
Constellation Software Inc	4.84%
Amazon.com Inc	4.61%
Toronto-Dominion Bank	4.61%
Agnico Eagle Mines Ltd	4.55%
Bank of Montreal	4.45%
Intact Financial Corp	4.25%
Suncor Energy Inc	3.56%
Mastercard Inc Cl A	3.52%
WSP Global Inc	3.42%

**ASSET ALLOCATION**

as of May 31, 2024



Canadian Equity	83.02%
US Equity	14.41%
Cash and Equivalents	1.40%
Income Trust Units	1.16%
Other	0.01%

**SECTOR ALLOCATION**

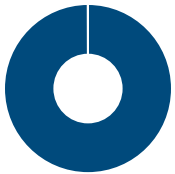
as of May 31, 2024



Financial Services	29.88%
Energy	13.56%
Consumer Services	11.84%
Industrial Services	10.79%
Basic Materials	10.55%
Other	23.38%

**GEOGRAPHIC ALLOCATION**

as of May 31, 2024



North America	100.00%
Asia	0.00%
Europe	0.00%

**STYLE**

as of May 31, 2024

	Value	Blend	Growth
Large			Large
Medium			
Small			

**UNIVERSAL LIFE  
CUSTOM PORTFOLIO INDEXED ACCOUNTS**

**CANADIAN EQUITY**

**CI Canadian Investment Fund Class A**

The information contained in this profile is related to the index indicated above. As part of a BMO Life Assurance Company policy, you do not purchase units in this index or a legal interest in any security.

**OBJECTIVE**

This fund's objective is to achieve long-term capital growth by investing primarily in shares of major Canadian corporations. Any change to the fundamental investment objective must be approved by a majority of votes cast at a meeting of unitholders held for that reason.

<b>Category</b>	Canadian Focused Equity	<b>Fund Manager</b>	Start Date
<b>Managed By</b>	CI Investments Inc	Peter Hofstra	12/03/2020
<b>Inception Date</b>	Jan 29, 1977		
<b>MER</b>	2.37%		
<b>Total Assets (\$ millions)</b>	1,510.65		

**COMPOUND RETURN**

as of May 31, 2024

Period	1 Mth	3 Mth	6 Mth	1 Yr	3 Yr	5 Yr	10 Yr	Inception
Designated Fund	2.39%	5.05%	11.15%	17.03%	2.09%	7.30%	5.03%	8.64%
Benchmark	2.82%	4.55%	12.37%	18.91%	7.29%	10.00%	8.02%	7.86%
Quartile	3	1	2	3	4	4	4	2

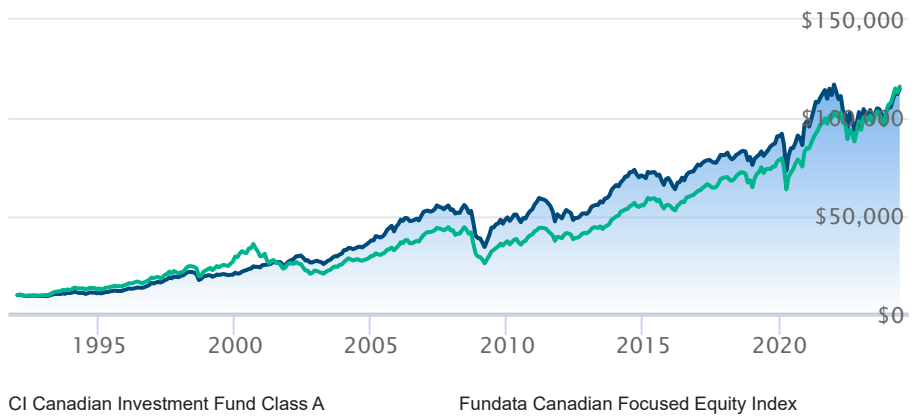
**CALENDAR RETURN**

as of May 31, 2024

Period	2023	2022	2021	2020	2019	2018	2017	2016	2015
Designated Fund	8.22%	-16.93%	18.96%	8.46%	19.16%	-6.29%	6.33%	13.04%	-3.98%
Benchmark	13.60%	-8.87%	21.76%	7.58%	21.45%	-7.14%	10.80%	14.44%	-0.77%
Quartile	4	4	4	2	3	2	3	3	4

**GROWTH OF \$10,000**

Annual values as of May 31, 2024



The information contained on this page is related only to the designated fund or funds shown above. As part of a BMO Life Assurance Company policy, you do not purchase units in this designated fund or a legal interest in any security.

Past performance is no guarantee of future performance. All returns are historical annual compounded total rates of return and reflect changes in yield and distributions reinvested. Managed Indexed, Managed Portfolios and Market Indexed accounts credit an interest amount mirroring the net rate of return of a specified underlying investment, less a BMO Life Assurance Company daily management fee. These rates of return do not reflect the current BMO Life Assurance Company management /universal life fee which must be taken into consideration when determining the net return earned on the account.

Information contained in this document is for illustrative purposes only and is subject to change without notice. The contents of this profile are provided for informational and educational purposes and are not intended to provide investment, tax or legal advice. While every effort has been made to provide accurate and complete information, BMO Life Assurance Company and Fundata Canada will not be held liable for any inaccuracies, errors or omissions in the information provided.



Data Provided By Fundata