

**VOLATILITY**



Based on 3 year standard deviation

**TOP HOLDINGS**

as of April 30, 2026

CI Canadian Bond Fund Series I	28.84%
CI Enhanced Government Bond ETF (FGO)	8.42%
CI Global Bond Currency Neutral Fund Series I	7.74%
CI Global Short-Term Bond Fund Series I	7.28%
CI Private Market Growth Fund (Series I)	3.33%
CI Alternative Investment Grade Credit ETF (CRED)	2.75%
iShares TIPS Bond ETF (TIP)	2.75%
CI Munro Global Growth Equity Fund Series I	2.72%
CI Auspice Broad Commodity Fund Hedged (CCOM)	2.51%
Canadian Equity Alpha Corporate Class (Series I)	2.32%

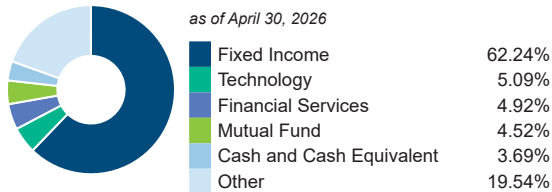
**ASSET ALLOCATION**

as of April 30, 2026



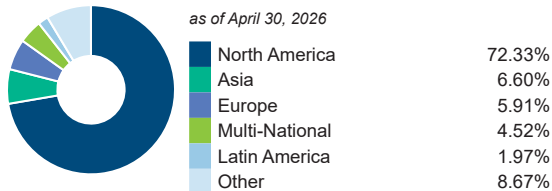
**SECTOR ALLOCATION**

as of April 30, 2026



**GEOGRAPHIC ALLOCATION**

as of April 30, 2026



**STYLE**

as of April 30, 2026

	Value	Blend	Growth
Large			█
Medium			
Small			

**UNIVERSAL LIFE  
MANAGED PORTFOLIO INDEXED ACCOUNT**

**BALANCED FUNDS**

**CI Portfolio Series Income Fd Sr A**

The information contained in this profile is related to the index indicated above. As part of a BMO Life Assurance Company policy, you do not purchase units in this index or a legal interest in any security.

**OBJECTIVE**

This fund's objective is to emphasize income by investing primarily in income-oriented mutual funds. The fund may also invest in equity mutual funds to achieve modest capital appreciation. Any change to the fundamental investment objective must be approved by a majority of votes cast at a meeting of unitholders held for that reason.

<b>Category</b>	Global Fixed Income Balanced	<b>Fund Manager</b>	<b>Start Date</b>
<b>Managed By</b>	CI Global Asset Management	Alfred Lam	07/25/2008
<b>Inception Date</b>	Nov 17, 1997	Stephen Lingard	12/21/2021
<b>MER</b>	2.09%		
<b>Total Assets (\$ millions)</b>	1,488.82		

**COMPOUND RETURN**

as of April 30, 2026

Period	1 Mth	3 Mth	6 Mth	1 Yr	3 Yr	5 Yr	10 Yr	Inception
Designated Fund	1.27%	0.75%	1.70%	9.31%	7.49%	3.99%	3.87%	4.72%
Benchmark	0.82%	0.74%	-0.67%	7.28%	6.85%	3.33%	4.21%	4.28%
Quartile	4	3	3	3	2	2	3	3

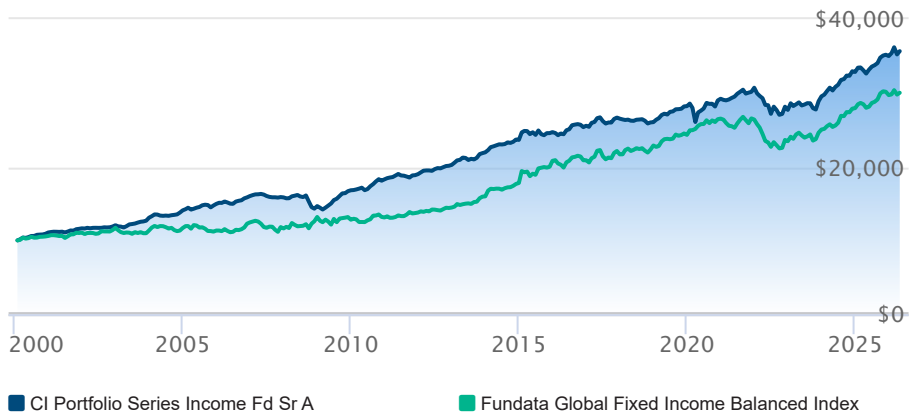
**CALENDAR RETURN**

as of April 30, 2026

Period	2025	2024	2023	2022	2021	2020	2019	2018	2017
Designated Fund	6.56%	11.20%	6.63%	-9.80%	5.12%	3.55%	8.33%	-1.78%	3.75%
Benchmark	6.36%	11.56%	6.74%	-11.13%	-0.49%	9.09%	6.30%	5.53%	3.81%
Quartile	3	1	4	2	2	4	4	2	3

**GROWTH OF \$10,000**

Annual values as of April 30, 2026



The information contained on this page is related only to the designated fund or funds shown above. As part of a BMO Life Assurance Company policy, you do not purchase units in this designated fund or a legal interest in any security.

Past performance is no guarantee of future performance. All returns are historical annual compounded total rates of return and reflect changes in yield and distributions reinvested. Managed Indexed, Managed Portfolios and Market Indexed accounts credit an interest amount mirroring the net rate of return of a specified underlying investment, less a BMO Life Assurance Company daily management fee. These rates of return do not reflect the current BMO Life Assurance Company management /universal life fee which must be taken into consideration when determining the net return earned on the account.

Information contained in this document is for illustrative purposes only and is subject to change without notice. The contents of this profile are provided for informational and educational purposes and are not intended to provide investment, tax or legal advice. While every effort has been made to provide accurate and complete information, BMO Life Assurance Company and Fundata Canada will not be held liable for any inaccuracies, errors or omissions in the information provided.

