

VOLATILITY



Based on 3 year standard deviation


TOP HOLDINGS

as of May 31, 2025

Eli Lilly and Co	9.38%
Roche Holding AG - Partcptn	9.11%
Johnson & Johnson	8.50%
Thermo Fisher Scientific Inc	7.35%
Medtronic PLC	7.02%
UnitedHealth Group Inc	6.57%
Novartis AG CI N	6.51%
Amgen Inc	6.12%
Sanofi SA	5.14%
IQVIA Holdings Inc	4.52%
Lonza Group AG	4.24%
Intuitive Surgical Inc	3.87%
Alcon AG	3.46%
Praxis Precision Medicines Inc	3.31%
Sonova Holding AG	3.19%
Koninklijke Philips NV	2.73%
Baxter International Inc	2.36%
Takeda Pharmaceutical Co Ltd	2.04%
Ucb SA	1.72%
McKesson Corp	1.10%
Canada Government 13-Aug-2025	0.80%
Zoetis Inc CI A	0.52%
Illumina Inc	0.23%
Cash and Cash Equivalents	0.12%
Grail Inc	0.03%

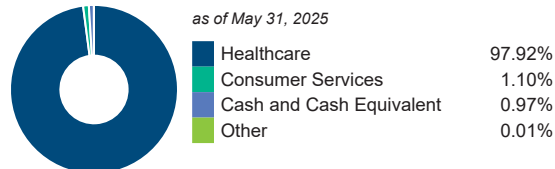
ASSET ALLOCATION

as of May 31, 2025



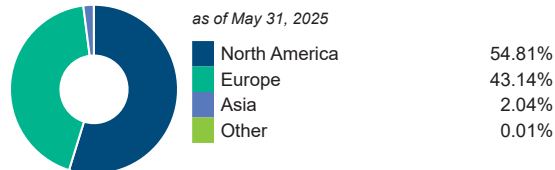
SECTOR ALLOCATION

as of May 31, 2025



GEOGRAPHIC ALLOCATION

as of May 31, 2025



STYLE

as of May 31, 2025

Value	Blend	Growth	
			Large
			Medium
			Small

UNIVERSAL LIFE
MANAGED INDEXED ACCOUNTS

SPECIALTY FUNDS

Renaissance Global Health Care Fund Class A

The information contained in this profile is related to the index indicated above. As part of a BMO Life Assurance Company policy, you do not purchase units in this index or a legal interest in any security.

OBJECTIVE

To obtain long-term capital appreciation by investing primarily in U.S. companies and global companies with U.S. operations or exposure to U.S. markets or whose securities are traded on a U.S. exchange, which are engaged in the design, development, manufacturing, and distribution of products or services in the health care sectors. The Fund will invest in a diversified portfolio, which will mainly include securities in the medical technology, biotechnology, health care, and pharmaceutical sectors

Category	Health Care Equity	Fund Manager	Start Date
Managed By	CIBC Asset Management Inc.	Michal Marszal	08/28/2023
Inception Date	Nov 02, 1996		
MER	2.50%		
Total Assets (\$ millions)	621.93		

COMPOUND RETURN

as of May 31, 2025

Period	1 Mth	3 Mth	6 Mth	1 Yr	3 Yr	5 Yr	10 Yr	Inception
Designated Fund	-6.21%	-13.91%	-11.87%	-2.19%	1.81%	0.14%	2.99%	10.43%
Benchmark	-3.48%	-11.28%	-7.93%	-3.27%	4.95%	4.56%	7.09%	9.67%
Quartile	4	3	3	1	3	4	4	3

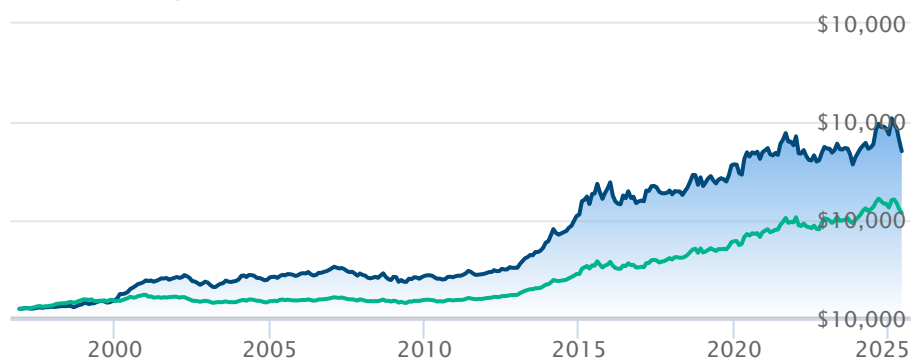
CALENDAR RETURN

as of May 31, 2025

Period	2024	2023	2022	2021	2020	2019	2018	2017	2016
Designated Fund	11.04%	-2.51%	-6.70%	8.24%	9.15%	16.38%	6.67%	5.31%	-13.43%
Benchmark	9.95%	1.42%	-1.72%	15.28%	13.59%	17.06%	11.82%	14.01%	-8.68%
Quartile	1	4	3	4	3	2	3	4	2

GROWTH OF \$10,000

Annual values as of May 31, 2025



■ Renaissance Global Health Care Fund Class A ■ Dow Jones Global Health Care TR Index (C\$)

The information contained on this page is related only to the designated fund or funds shown above. As part of a BMO Life Assurance Company policy, you do not purchase units in this designated fund or a legal interest in any security.

Past performance is no guarantee of future performance. All returns are historical annual compounded total rates of return and reflect changes in yield and distributions reinvested. Managed Indexed, Managed Portfolios and Market Indexed accounts credit an interest amount mirroring the net rate of return of a specified underlying investment, less a BMO Life Assurance Company daily management fee. These rates of return do not reflect the current BMO Life Assurance Company management /universal life fee which must be taken into consideration when determining the net return earned on the account.

Information contained in this document is for illustrative purposes only and is subject to change without notice. The contents of this profile are provided for informational and educational purposes and are not intended to provide investment, tax or legal advice. While every effort has been made to provide accurate and complete information, BMO Life Assurance Company and Fundata Canada will not be held liable for any inaccuracies, errors or omissions in the information provided.



Data Provided By Fundata