

VOLATILITY



Based on 3 year standard deviation

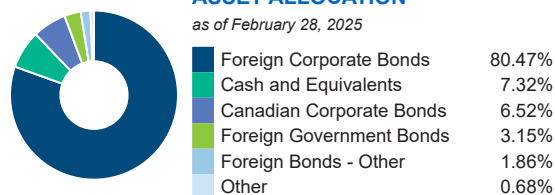
TOP HOLDINGS

as of March 31, 2025

Invesco Floating Rate Income Fund Series I	17.66%
USD Cash and Cash Equivalents	4.37%
SPDR Bloomberg Short Term High Yield Bd ETF (SJNK)	4.18%
Invesco Senior Loan ETF (BKLN)	3.63%
Invesco AAA CLO Floating Rate Note ETF	2.06%
Pershing Square Holdings Ltd 3.25% 15-Aug-2030	1.55%
HSBC HOLDINGS PLC. 6.95% 31-Dec-2049	1.40%
Goldman Sachs Group Inc. (USD)Goldm 6.85% 31-Dec-2049	1.25%
JPMorgan Chase & Company (USD) 6.50% 31-Dec-2049	1.23%
Prologis LP 4.20% 15-Feb-2033	1.22%

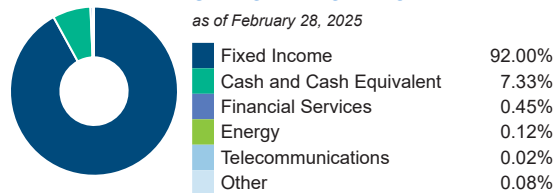
ASSET ALLOCATION

as of February 28, 2025




SECTOR ALLOCATION

as of February 28, 2025



GEOGRAPHIC ALLOCATION

as of February 28, 2025



STYLE

as of March 31, 2025

	Value	Blend	Growth
Large			
Medium			
Small			

UNIVERSAL LIFE
MANAGED INDEXED ACCOUNTS

FIXED INCOME

Invesco Unconstrained Bond Fund Series A

The information contained in this profile is related to the index indicated above. As part of a BMO Life Assurance Company policy, you do not purchase units in this index or a legal interest in any security.

OBJECTIVE

Invesco Active Multi-Sector Credit Fund seeks to provide income with the potential for long-term capital growth. The Fund invests directly or indirectly primarily in fixed-income securities of corporations, governments and other issuers located anywhere in the world. The investment objectives of the Fund cannot be changed without the approval of a majority of the investors at a meeting called to consider the change.

Category	Multi-Sector Fixed Income	Fund Manager	Start Date
Managed By	Invesco Canada Ltd.	Invesco Advisers Inc.	08/15/2019
Inception Date	Dec 05, 1994	Ken Hill	12/31/2020
MER	1.45%	Michael Hyman	12/31/2020
Total Assets (\$ millions)	41.23	Niklas Nordenfelt	12/31/2020

COMPOUND RETURN

as of March 31, 2025

Period	1 Mth	3 Mth	6 Mth	1 Yr	3 Yr	5 Yr	10 Yr	Inception
Designated Fund	-1.18%	-0.13%	-1.35%	2.93%	0.96%	2.32%	1.62%	4.39%
Benchmark	0.37%	2.82%	4.86%	11.12%	5.02%	0.83%	2.94%	4.92%
Quartile	4	4	4	4	4	3	4	4

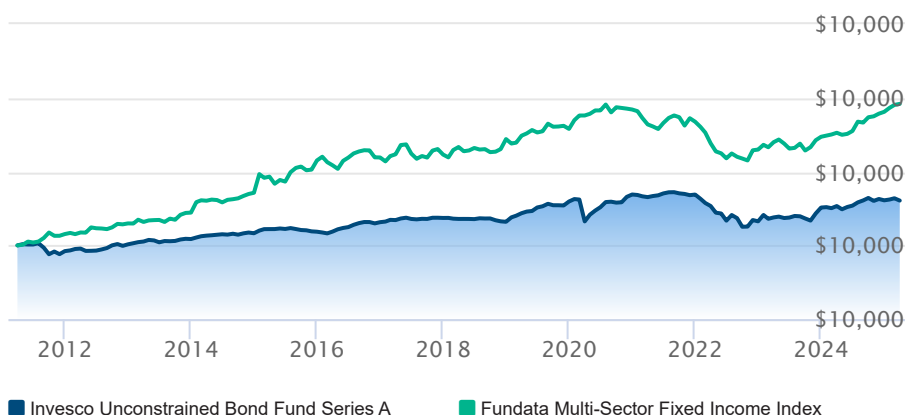
CALENDAR RETURN

as of March 31, 2025

Period	2024	2023	2022	2021	2020	2019	2018	2017	2016
Designated Fund	3.90%	8.05%	-13.51%	-0.02%	3.65%	11.86%	-2.19%	2.48%	5.91%
Benchmark	9.76%	5.25%	-10.27%	-4.31%	7.35%	4.01%	6.50%	1.23%	1.29%
Quartile	4	2	4	3	3	1	3	3	3

GROWTH OF \$10,000

Annual values as of March 31, 2025



The information contained on this page is related only to the designated fund or funds shown above. As part of a BMO Life Assurance Company policy, you do not purchase units in this designated fund or a legal interest in any security.

Past performance is no guarantee of future performance. All returns are historical annual compounded total rates of return and reflect changes in yield and distributions reinvested. Managed Indexed, Managed Portfolios and Market Indexed accounts credit an interest amount mirroring the net rate of return of a specified underlying investment, less a BMO Life Assurance Company daily management fee. These rates of return do not reflect the current BMO Life Assurance Company management /universal life fee which must be taken into consideration when determining the net return earned on the account.

Information contained in this document is for illustrative purposes only and is subject to change without notice. The contents of this profile are provided for informational and educational purposes and are not intended to provide investment, tax or legal advice. While every effort has been made to provide accurate and complete information, BMO Life Assurance Company and Fundata Canada will not be held liable for any inaccuracies, errors or omissions in the information provided.



Data Provided By Fundata