

**VOLATILITY**



Based on 3 year standard deviation

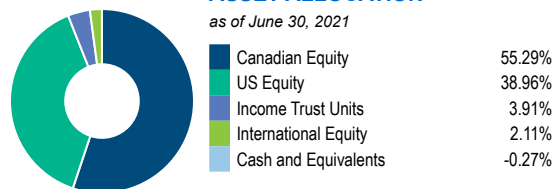
**TOP HOLDINGS**

as of June 30, 2021

|                                      |       |
|--------------------------------------|-------|
| Brookfield Asset Management Inc CI A | 4.23% |
| Alphabet Inc CI C                    | 3.94% |
| Royal Bank of Canada                 | 3.29% |
| Element Fleet Management Corp        | 3.26% |
| Sun Life Financial Inc               | 3.24% |
| National Bank of Canada              | 3.16% |
| Enbridge Inc                         | 3.15% |
| Intact Financial Corp                | 3.11% |
| Alimentation Couche-Tard Inc CI B    | 3.09% |
| Facebook Inc CI A                    | 2.95% |

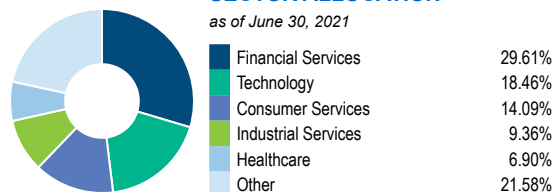
**ASSET ALLOCATION**

as of June 30, 2021



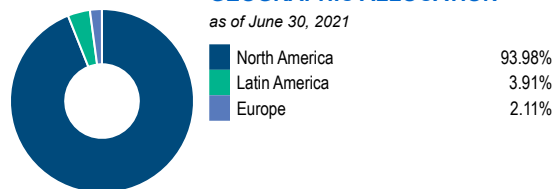
**SECTOR ALLOCATION**

as of June 30, 2021



**GEOGRAPHIC ALLOCATION**

as of June 30, 2021



**STYLE**

as of June 30, 2021

|        | Value | Blend | Growth |
|--------|-------|-------|--------|
| Large  |       |       | █      |
| Medium |       |       |        |
| Small  |       |       |        |

**UNIVERSAL LIFE  
MANAGED INDEXED ACCOUNTS**

**CANADIAN EQUITY**

**CI Canadian Equity Income Fund Series A**

The information contained in this profile is related to the index indicated above. As part of a BMO Life Assurance Company policy, you do not purchase units in this index or a legal interest in any security.

**OBJECTIVE**

The Fund's investment objective is to provide a consistent monthly income and capital appreciation by investing primarily in a diversified portfolio of Canadian securities including equities, fixed-income instruments, REITs and income trusts.

|                                   |                         |                     |                   |
|-----------------------------------|-------------------------|---------------------|-------------------|
| <b>Category</b>                   | Canadian Focused Equity | <b>Fund Manager</b> | <b>Start Date</b> |
| <b>Managed By</b>                 | CI Investments Inc      | Aubrey Hearn        | 04/01/2010        |
| <b>Inception Date</b>             | Feb 15, 2002            | Bryan Brown         | 01/01/2013        |
| <b>MER</b>                        | 2.35%                   | Stefan Quenneville  | 01/01/2016        |
| <b>Total Assets (\$ millions)</b> | 2,331.41                | Jack Hall           | 06/01/2018        |

**COMPOUND RETURN**

as of June 30, 2021

| Period          | 1 Mth | 3 Mth | 6 Mth  | 1 Yr   | 3 Yr   | 5 Yr   | 10 Yr | Inception |
|-----------------|-------|-------|--------|--------|--------|--------|-------|-----------|
| Designated Fund | 3.14% | 6.26% | 11.58% | 26.66% | 6.82%  | 5.60%  | 7.70% | 10.18%    |
| Benchmark       | 2.92% | 7.36% | 14.17% | 30.84% | 10.56% | 11.07% | 8.57% | 8.00%     |
| Quartile        | 1     | 3     | 4      | 4      | 4      | 4      | 3     | 4         |

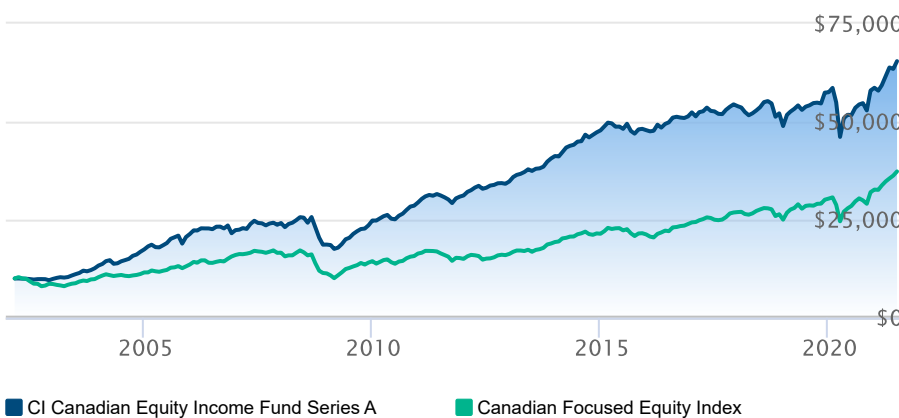
**CALENDAR RETURN**

as of June 30, 2021

| Period          | 2020  | 2019   | 2018   | 2017   | 2016   | 2015   | 2014   | 2013   | 2012   |
|-----------------|-------|--------|--------|--------|--------|--------|--------|--------|--------|
| Designated Fund | 1.98% | 17.63% | -9.42% | 3.06%  | 9.48%  | 0.12%  | 15.88% | 18.63% | 11.48% |
| Benchmark       | 7.58% | 21.45% | -7.15% | 10.80% | 14.44% | -0.77% | 10.97% | 18.57% | 8.52%  |
| Quartile        | 4     | 3      | 3      | 4      | 4      | 2      | 1      | 4      | 2      |

**GROWTH OF \$10,000**

Annual values as of June 30, 2021



The information contained on this page is related only to the designated fund or funds shown above. As part of a BMO Life Assurance Company policy, you do not purchase units in this designated fund or a legal interest in any security.

Past performance is no guarantee of future performance. All returns are historical annual compounded total rates of return and reflect changes in yield and distributions reinvested. Managed Indexed, Managed Portfolios and Market Indexed accounts credit an interest amount mirroring the net rate of return of a specified underlying investment, less a BMO Life Assurance Company daily management fee. These rates of return do not reflect the current BMO Life Assurance Company management /universal life fee which must be taken into consideration when determining the net return earned on the account.

Information contained in this document is for illustrative purposes only and is subject to change without notice. The contents of this profile are provided for informational and educational purposes and are not intended to provide investment, tax or legal advice. While every effort has been made to provide accurate and complete information, BMO Life Assurance Company and Fundata Canada will not be held liable for any inaccuracies, errors or omissions in the information provided.

™,® Trademark/registered trademark of Bank of Montreal, used under licence.



Data Provided By Fundata