

**VOLATILITY**



Based on 3 year standard deviation

**TOP HOLDINGS**

as of April 30, 2026

Royal Bank of Canada	3.84%
Invesco Canadian Dollar Cash Management Fund Ser I	2.00%
Toromont Industries Ltd	1.84%
Bank of Montreal	1.80%
Bombardier Inc Cl B	1.74%
Taiwan Semiconductor Manufactrg Co Ltd	1.70%
Wheaton Precious Metals Corp	1.69%
Coherent Corp	1.66%
Franco-Nevada Corp	1.40%
Exchange Income Corp	1.31%

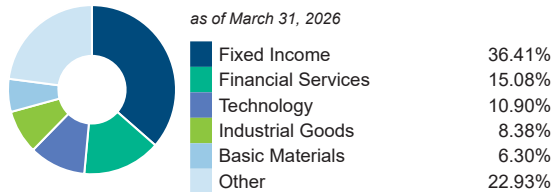
**ASSET ALLOCATION**

as of March 31, 2026




**SECTOR ALLOCATION**

as of March 31, 2026



**GEOGRAPHIC ALLOCATION**

as of March 31, 2026



**STYLE**

as of April 30, 2026

	Value	Blend	Growth
Large			█
Medium			
Small			

**UNIVERSAL LIFE  
MANAGED PORTFOLIO INDEXED ACCOUNT**

**BALANCED FUNDS**

**Invesco Canadian Premier Balanced Class A**

The information contained in this profile is related to the index indicated above. As part of a BMO Life Assurance Company policy, you do not purchase units in this index or a legal interest in any security.

**OBJECTIVE**

Invesco Canadian Premier Balanced Class seeks to generate capital growth and income over the long term by investing mainly in: Canadian equities; Canadian government and corporate fixed-income securities; Foreign equities and government and corporate fixed-income securities

<b>Category</b>	Canadian Neutral Balanced	<b>Fund Manager</b>	<b>Start Date</b>
<b>Managed By</b>	Invesco Canada Ltd.	Invesco Advisers Inc.	08/20/2010
<b>Inception Date</b>	Oct 29, 2001	Amrita Dukeshier	01/12/2023
<b>MER</b>	2.50%	Richard Nield	01/12/2023
<b>Total Assets (\$ millions)</b>	73.59	Matthew Brill	10/02/2023

**COMPOUND RETURN**

as of April 30, 2026

Period	1 Mth	3 Mth	6 Mth	1 Yr	3 Yr	5 Yr	10 Yr	Inception
Designated Fund	4.24%	3.95%	7.05%	23.20%	14.07%	8.92%	6.58%	5.84%
Benchmark	2.12%	3.73%	6.97%	21.44%	12.99%	8.75%	7.77%	7.09%
Quartile	1	1	1	1	1	1	3	1

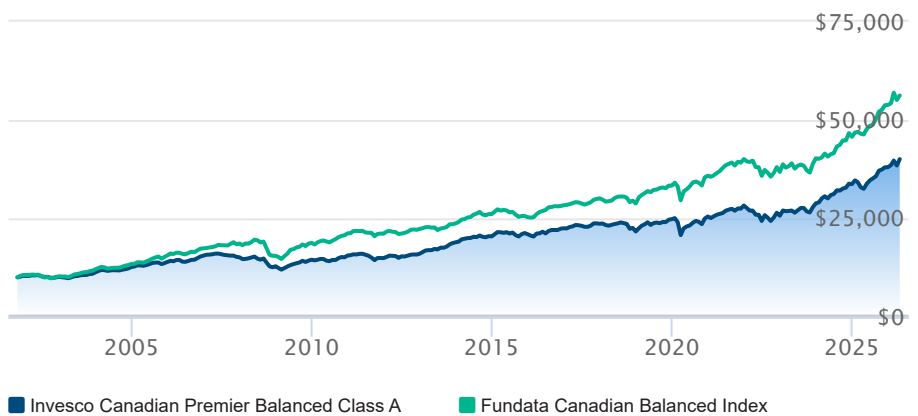
**CALENDAR RETURN**

as of April 30, 2026

Period	2025	2024	2023	2022	2021	2020	2019	2018	2017
Designated Fund	12.77%	16.92%	12.31%	-9.20%	10.98%	2.73%	14.44%	-8.33%	5.16%
Benchmark	17.74%	13.55%	9.43%	-8.20%	11.90%	7.61%	15.62%	-4.30%	6.22%
Quartile	2	1	1	4	3	4	2	4	3

**GROWTH OF \$10,000**

Annual values as of April 30, 2026



The information contained on this page is related only to the designated fund or funds shown above. As part of a BMO Life Assurance Company policy, you do not purchase units in this designated fund or a legal interest in any security.

Past performance is no guarantee of future performance. All returns are historical annual compounded total rates of return and reflect changes in yield and distributions reinvested. Managed Indexed, Managed Portfolios and Market Indexed accounts credit an interest amount mirroring the net rate of return of a specified underlying investment, less a BMO Life Assurance Company daily management fee. These rates of return do not reflect the current BMO Life Assurance Company management /universal life fee which must be taken into consideration when determining the net return earned on the account.

Information contained in this document is for illustrative purposes only and is subject to change without notice. The contents of this profile are provided for informational and educational purposes and are not intended to provide investment, tax or legal advice. While every effort has been made to provide accurate and complete information, BMO Life Assurance Company and Fundata Canada will not be held liable for any inaccuracies, errors or omissions in the information provided.

