

VOLATILITY



Based on 3 year standard deviation

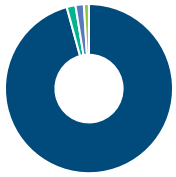
TOP HOLDINGS

as of May 31, 2024

Atkore Inc	2.39%
Summit Materials Inc Cl A	2.12%
Tenet Healthcare Corp	1.99%
Bellring Brands Inc Cl A	1.95%
AutoNation Inc	1.83%
Allison Transmission Holdings Inc	1.82%
Acadia Healthcare Co Inc	1.64%
CNX Resources Corp	1.57%
Stifel Financial Corp	1.56%
Zurn Water Solutions Corp	1.56%

ASSET ALLOCATION

as of April 30, 2024



US Equity	95.79%
International Equity	1.69%
Cash and Equivalents	1.60%
Canadian Equity	0.98%
Other	-0.06%

SECTOR ALLOCATION

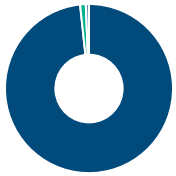
as of April 30, 2024



Industrial Goods	18.05%
Healthcare	15.94%
Technology	14.92%
Financial Services	12.98%
Real Estate	9.41%
Other	28.70%

GEOGRAPHIC ALLOCATION

as of April 30, 2024



North America	98.37%
Europe	1.10%
Latin America	0.59%
Other	-0.06%

STYLE

as of May 31, 2024

	Value	Blend	Growth
Large			
Medium			X
Small			

**UNIVERSAL LIFE
MANAGED INDEXED ACCOUNTS**

US EQUITY

Invesco Main Street U.S. Small Cap Class Series A

The information contained in this profile is related to the index indicated above. As part of a BMO Life Assurance Company policy, you do not purchase units in this index or a legal interest in any security.

OBJECTIVE

Invesco Main Street U.S. Small Cap Class seeks to provide strong capital growth over the long term. The Fund invests mainly in common shares of a diversified group of U.S. companies with small market capitalizations. The investment objectives of the Fund cannot be changed without the approval of a majority of the investors at a meeting called to consider the change.

Category	U.S. Small/Mid Cap Equity	Fund Manager	Invesco Advisers Inc.	Start Date	09/15/2008
Managed By	Invesco Canada Ltd.		Joy Budzinski		10/16/2020
Inception Date	Aug 29, 2002		Magnus Krantz		10/16/2020
MER	2.94%		Raman Vardharaj		10/16/2020
Total Assets (\$ millions)	117.30				

COMPOUND RETURN

as of May 31, 2024

Period	1 Mth	3 Mth	6 Mth	1 Yr	3 Yr	5 Yr	10 Yr	Inception
Designated Fund	1.45%	1.88%	16.03%	21.01%	4.14%	6.41%	6.74%	7.87%
Benchmark	3.32%	2.37%	15.80%	23.55%	6.14%	10.00%	10.60%	10.84%
Quartile	4	1	1	1	1	3	3	1

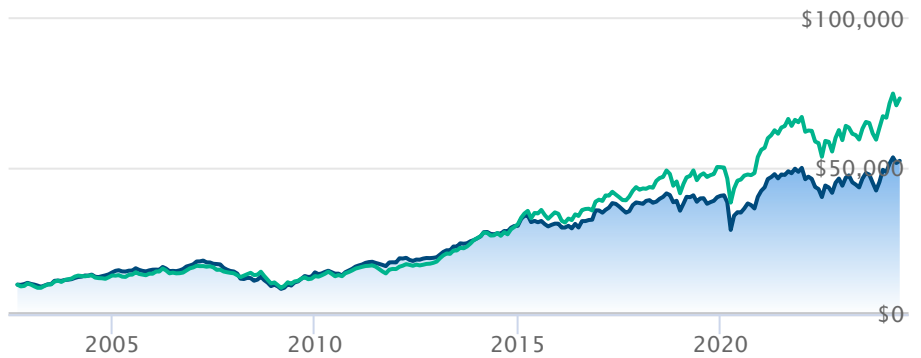
CALENDAR RETURN

as of May 31, 2024

Period	2023	2022	2021	2020	2019	2018	2017	2016	2015
Designated Fund	12.42%	-12.22%	18.61%	4.21%	14.41%	-6.89%	7.12%	14.63%	2.45%
Benchmark	13.76%	-11.77%	20.00%	11.78%	21.65%	-2.87%	8.66%	14.08%	11.76%
Quartile	2	1	4	4	4	3	3	2	4

GROWTH OF \$10,000

Annual values as of May 31, 2024



Invesco Main Street U.S. Small Cap Class Series A Dow Jones U.S. Small-Cap TR Index (C\$)

The information contained on this page is related only to the designated fund or funds shown above. As part of a BMO Life Assurance Company policy, you do not purchase units in this designated fund or a legal interest in any security.

Past performance is no guarantee of future performance. All returns are historical annual compounded total rates of return and reflect changes in yield and distributions reinvested. Managed Indexed, Managed Portfolios and Market Indexed accounts credit an interest amount mirroring the net rate of return of a specified underlying investment, less a BMO Life Assurance Company daily management fee. These rates of return do not reflect the current BMO Life Assurance Company management /universal life fee which must be taken into consideration when determining the net return earned on the account.

Information contained in this document is for illustrative purposes only and is subject to change without notice. The contents of this profile are provided for informational and educational purposes and are not intended to provide investment, tax or legal advice. While every effort has been made to provide accurate and complete information, BMO Life Assurance Company and Fundata Canada will not be held liable for any inaccuracies, errors or omissions in the information provided.

