

**VOLATILITY**



Based on 3 year standard deviation

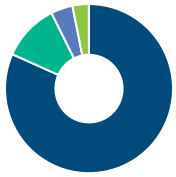
**TOP HOLDINGS**

as of October 31, 2024

|                                |       |
|--------------------------------|-------|
| Royal Bank of Canada           | 7.64% |
| Agnico Eagle Mines Ltd         | 5.22% |
| Toronto-Dominion Bank          | 5.02% |
| Canadian Natural Resources Ltd | 4.77% |
| Enbridge Inc                   | 4.49% |
| Manulife Financial Corp        | 4.34% |
| Canadian National Railway Co   | 4.18% |
| Bank of Montreal               | 3.98% |
| Suncor Energy Inc              | 3.97% |
| Open Text Corp                 | 3.52% |

**ASSET ALLOCATION**

as of October 31, 2024



|                      |        |
|----------------------|--------|
| Canadian Equity      | 81.68% |
| Income Trust Units   | 10.96% |
| US Equity            | 4.21%  |
| Cash and Equivalents | 3.14%  |
| Other                | 0.01%  |

**SECTOR ALLOCATION**

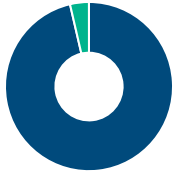
as of October 31, 2024



|                    |        |
|--------------------|--------|
| Financial Services | 30.14% |
| Energy             | 21.69% |
| Basic Materials    | 9.57%  |
| Utilities          | 6.52%  |
| Real Estate        | 5.29%  |
| Other              | 26.79% |

**GEOGRAPHIC ALLOCATION**

as of October 31, 2024



|               |        |
|---------------|--------|
| North America | 96.37% |
| Latin America | 3.63%  |

**STYLE**

Value Blend Growth

as of October 31, 2024

|  |  |        |
|--|--|--------|
|  |  | Large  |
|  |  | Medium |
|  |  | Small  |

**UNIVERSAL LIFE  
MANAGED INDEXED ACCOUNTS**

**CANADIAN EQUITY**

**BMO Monthly High Income Fund II Advisor Series**

The information contained in this profile is related to the index indicated above. As part of a BMO Life Assurance Company policy, you do not purchase units in this index or a legal interest in any security.

**OBJECTIVE**

This fund's objective is to generate a high level of monthly distributions with moderate volatility by investing primarily in a portfolio of trust units, equity securities and fixed income securities.

|                                   |                                   |                     |                   |                   |            |
|-----------------------------------|-----------------------------------|---------------------|-------------------|-------------------|------------|
| <b>Category</b>                   | Canadian Dividend & Income Equity | <b>Fund Manager</b> | Kevin Hall        | <b>Start Date</b> | 10/10/2002 |
| <b>Managed By</b>                 | BMO Investments Inc.              |                     | D. Edward Macklin |                   | 05/24/2024 |
| <b>Inception Date</b>             | Oct 10, 2002                      |                     |                   |                   |            |
| <b>MER</b>                        | 2.08%                             |                     |                   |                   |            |
| <b>Total Assets (\$ millions)</b> | 749.17                            |                     |                   |                   |            |

**COMPOUND RETURN**

as of October 31, 2024

| Period          | 1 Mth  | 3 Mth | 6 Mth  | 1 Yr   | 3 Yr  | 5 Yr   | 10 Yr | Inception |
|-----------------|--------|-------|--------|--------|-------|--------|-------|-----------|
| Designated Fund | -0.69% | 4.05% | 9.59%  | 23.50% | 6.31% | 7.99%  | 4.74% | 8.54%     |
| Benchmark       | 0.85%  | 5.30% | 12.95% | 32.06% | 8.05% | 11.33% | 8.41% | 9.52%     |
| Quartile        | 4      | 3     | 4      | 4      | 3     | 3      | 4     | 4         |

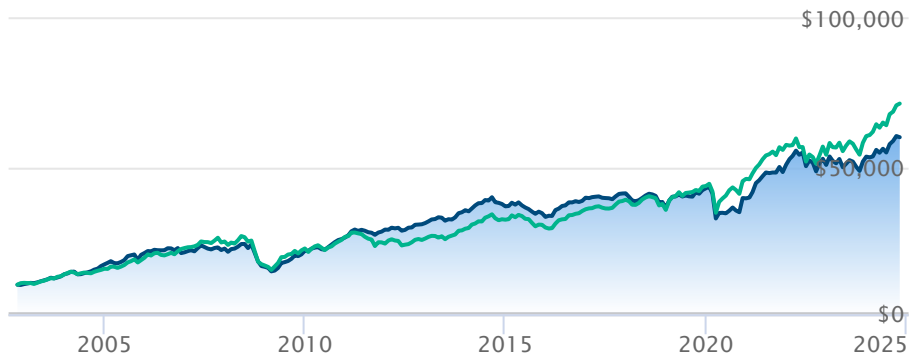
**CALENDAR RETURN**

as of October 31, 2024

| Period          | 2023   | 2022   | 2021   | 2020   | 2019   | 2018    | 2017  | 2016   | 2015   |
|-----------------|--------|--------|--------|--------|--------|---------|-------|--------|--------|
| Designated Fund | 5.58%  | -0.19% | 29.07% | -7.98% | 18.34% | -11.98% | 3.72% | 19.79% | -9.81% |
| Benchmark       | 11.75% | -5.84% | 25.09% | 5.60%  | 22.88% | -8.89%  | 9.10% | 21.08% | -8.32% |
| Quartile        | 4      | 1      | 2      | 4      | 3      | 4       | 4     | 2      | 4      |

**GROWTH OF \$10,000**

Annual values as of October 31, 2024



BMO Monthly High Income Fund II Advisor Series S&P/TSX Composite Index TR

The information contained on this page is related only to the designated fund or funds shown above. As part of a BMO Life Assurance Company policy, you do not purchase units in this designated fund or a legal interest in any security.

Past performance is no guarantee of future performance. All returns are historical annual compounded total rates of return and reflect changes in yield and distributions reinvested. Managed Indexed, Managed Portfolios and Market Indexed accounts credit an interest amount mirroring the net rate of return of a specified underlying investment, less a BMO Life Assurance Company daily management fee. These rates of return do not reflect the current BMO Life Assurance Company management /universal life fee which must be taken into consideration when determining the net return earned on the account.

Information contained in this document is for illustrative purposes only and is subject to change without notice. The contents of this profile are provided for informational and educational purposes and are not intended to provide investment, tax or legal advice. While every effort has been made to provide accurate and complete information, BMO Life Assurance Company and Fundata Canada will not be held liable for any inaccuracies, errors or omissions in the information provided.

