

**VOLATILITY**



Based on 3 year standard deviation

**TOP HOLDINGS**

as of July 31, 2019

Canada Government 5.00% 01-Jun-2037	8.10%
United States Treasury 2.25% 15-Nov-2024	7.84%
AGF Global Convertible Bond Fund MF Series	6.68%
Cash and Cash Equivalents	4.12%
United States Treasury 4.50% 15-Feb-2036	4.05%
Canada Government 1.00% 01-Jun-2027	3.80%
United States Treasury 0.13% 15-Jan-2023	3.24%
Export-Import Bank of Korea 1.93% 24-Feb-2020	1.25%
Brookfield Infra Finance ULC 4.19% 11-Jun-2028	1.13%
Quebecor Media Inc 6.63% 15-Jan-2023	1.13%

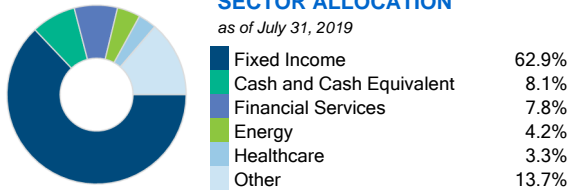
**ASSET ALLOCATION**

as of July 31, 2019




**SECTOR ALLOCATION**

as of July 31, 2019



**GEOGRAPHIC ALLOCATION**

as of July 31, 2019



**STYLE**

as of July 31, 2019

Value	Blend	Growth	
			Large
			Medium
			Small

**AGF Diversified Income Fund MF Series**

The information contained in this profile is related to the index indicated above. As part of a BMO Life Assurance Company policy, you do not purchase units in this index or a legal interest in any security.

**OBJECTIVE**

The Fund's investment objective is to achieve a high level of current income and long-term growth of capital by investing primarily in a diversified portfolio of income, dividend and distribution paying Canadian securities including common shares, income trusts and other types of equity and fixed income securities.

<b>Category</b>	Global Fixed Income Balanced	<b>Fund Managers</b>	David G. Stonehouse	<b>Start Date</b>	2/19/2013
<b>Managed By</b>					
<b>Inception Date</b>	March 31, 2003				
<b>Designated Fund MER</b>	2.82%				
<b>Total Assets (\$ millions)</b>	81.03				

**COMPOUND RETURN**

as of July 31, 2019

Period	1 Mth	3 Mth	6 Mth	1 Yr	3 Yr	5 Yr	10 Yr	Inception
Designated Fund	0.12%	1.31%	4.10%	1.77%	1.84%	2.22%	5.00%	8.27%
Benchmark	0.33%	0.31%	4.93%	6.27%	3.83%	6.86%	6.67%	-
Quartile	4	1	3	4	3	4	2	-

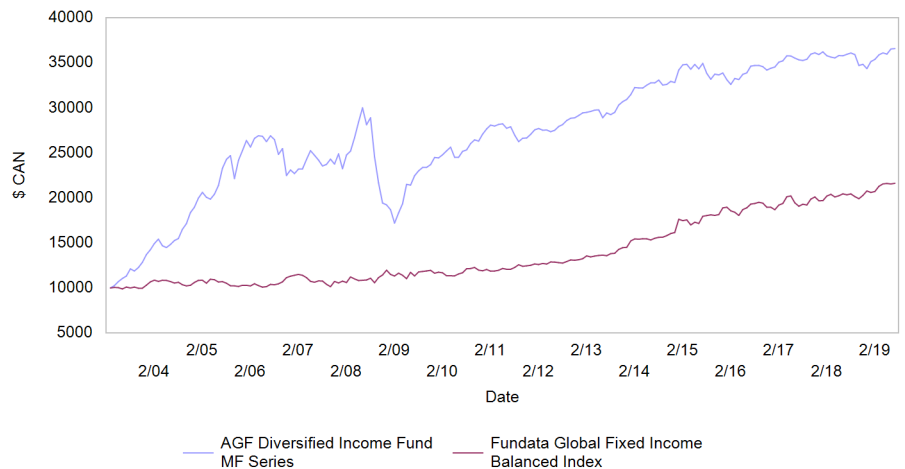
**CALENDAR RETURN**

as of July 31, 2019

Period	2018	2017	2016	2015	2014	2013	2012	2011	2010
Designated Fund	-4.36%	4.44%	1.56%	3.22%	6.07%	6.11%	7.75%	-0.08%	10.57%
Benchmark	5.53%	3.81%	0.39%	16.91%	11.35%	10.49%	4.94%	5.08%	2.36%
Quartile	4	2	4	2	3	3	1	3	1

**GROWTH OF \$10,000**

Annual values as of July 31 2019



The information contained on this page is related only to the designated fund or funds shown above. As part of a BMO Life Assurance Company policy, you do not purchase units in these designated funds or a legal interest in any security.

Past performance is no guarantee of future performance. All returns are historical annual compounded total rates of return and reflect changes in yield and distributions reinvested. Managed Indexed, Managed Portfolios and Market Indexed accounts credit an interest amount mirroring the net rate of return of a specified underlying investment, less a BMO Life Assurance Company daily management fee. These rates of return do not reflect the current BMO Life Assurance Company management / universal life fee which must be taken into consideration when determining the net return earned on the account.

Information contained in this document is for illustrative purposes only and is subject to change without notice. The contents of this profile are provided for informational and educational purposes and are not intended to provide investment, tax or legal advice. While every effort has been made to provide accurate and complete information, BMO Life Assurance Company and Fundata Canada will not be held liable for any inaccuracies, errors or omissions in the information provided.

<sup>TM</sup>/<sub>®</sub> Trademark/registered trademark of Bank of Montreal, used under licence.



Data Provided By Fundata