

## VOLATILITY

UNIVERSAL LIFE  
CUSTOM PORTFOLIO INDEXED ACCOUNTS

## SPECIALTY FUNDS

Based on 3 year standard deviation

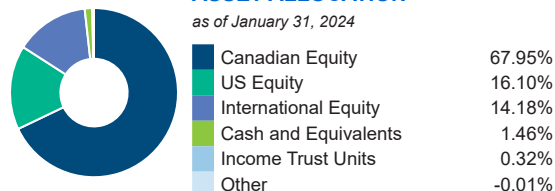
## TOP HOLDINGS

as of March 31, 2024

Amarc Resources Ltd	7.11%
Canadian Natural Resources Ltd	7.05%
Gibson Energy Inc	6.98%
Shell PLC - ADR	6.94%
Enbridge Inc	6.70%
Tourmaline Oil Corp	6.52%
TotalEnergies SE - ADR	6.41%
Exxon Mobil Corp	6.35%
Williams Cos Inc	5.57%
Keyera Corp	5.53%

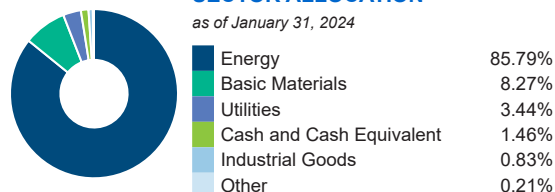
## ASSET ALLOCATION

as of January 31, 2024



## SECTOR ALLOCATION

as of January 31, 2024



## GEOGRAPHIC ALLOCATION

as of January 31, 2024



## STYLE

as of March 31, 2024

Value	Blend	Growth
		Large
		Medium
		Small

## Dynamic Energy Income Fund Series A

The information contained in this profile is related to the index indicated above. As part of a BMO Life Assurance Company policy, you do not purchase units in this index or a legal interest in any security.

## OBJECTIVE

Dynamic Energy Income Fund seeks to achieve high income and long-term capital appreciation through investment primarily in equity securities of Canadian companies involved in energy-based or alternative energy activities. Before a fundamental change is made to the investment objective of the Fund, the prior approval of unitholders is required. This approval must be given by a resolution passed by a majority of the votes cast at a meeting of unitholders

Category	Energy Equity	Fund Manager	Start Date
Managed By	1832 Asset Management L.P.	Oscar Belaiche	01/01/2005
Inception Date	Aug 26, 2003	Jennifer Stevenson	08/01/2010
MER	2.23%		
Total Assets (\$ millions)	207.37		

## COMPOUND RETURN

as of March 31, 2024

Period	1 Mth	3 Mth	6 Mth	1 Yr	3 Yr	5 Yr	10 Yr	Inception
Designated Fund	7.21%	12.50%	7.63%	18.44%	19.73%	7.39%	0.06%	5.42%
Benchmark	9.34%	18.93%	8.16%	29.32%	39.85%	17.70%	3.00%	7.88%
Quartile	3	2	2	3	3	4	3	2

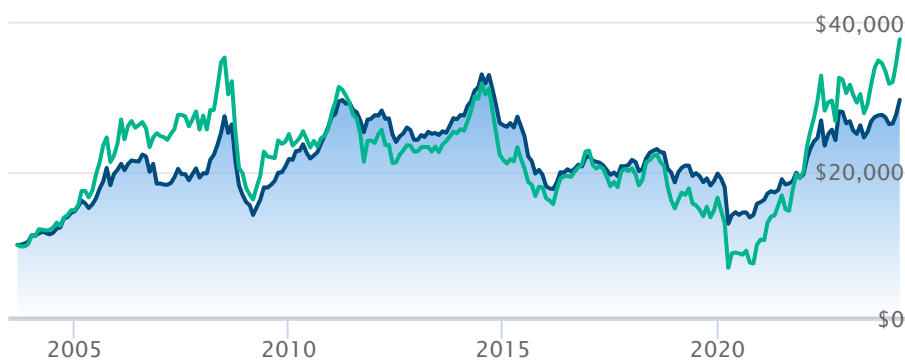
## CALENDAR RETURN

as of March 31, 2024

Period	2023	2022	2021	2020	2019	2018	2017	2016	2015
Designated Fund	-0.40%	35.47%	23.71%	-19.74%	6.57%	-14.21%	-2.75%	23.42%	-31.60%
Benchmark	4.14%	54.02%	85.18%	-34.64%	9.75%	-26.57%	-10.61%	39.64%	-24.13%
Quartile	3	3	4	2	2	2	1	4	4

## GROWTH OF \$10,000

Annual values as of March 31, 2024



Dynamic Energy Income Fund Series A

S&amp;P/TSX CPD Energy Index TR

The information contained on this page is related only to the designated fund or funds shown above. As part of a BMO Life Assurance Company policy, you do not purchase units in this designated fund or a legal interest in any security.

Past performance is no guarantee of future performance. All returns are historical annual compounded total rates of return and reflect changes in yield and distributions reinvested. Managed Indexed, Managed Portfolios and Market Indexed accounts credit an interest amount mirroring the net rate of return of a specified underlying investment, less a BMO Life Assurance Company daily management fee. These rates of return do not reflect the current BMO Life Assurance Company management /universal life fee which must be taken into consideration when determining the net return earned on the account.

Information contained in this document is for illustrative purposes only and is subject to change without notice. The contents of this profile are provided for informational and educational purposes and are not intended to provide investment, tax or legal advice. While every effort has been made to provide accurate and complete information, BMO Life Assurance Company and Fundata Canada will not be held liable for any inaccuracies, errors or omissions in the information provided.

™/® Trademark/registered trademark of Bank of Montreal, used under licence.



Data Provided By Fundata