

VOLATILITY



Based on 3 year standard deviation

TOP HOLDINGS

as of January 31, 2024

CI Canadian Core Plus Bond Fund (Class I units)	42.41%
CI Global Dividend Opportunities Fund Class I	40.46%
CI International Equity Growth Private Pool I	4.70%
CI Canadian Long-Term Bond Pool Class I	3.72%
CI Canadian Short-Term Bond Pool Class I	3.06%
CI Private Market Growth Fund (Series I)	2.77%
Toronto-Dominion Bank - Pfd CI A Sr 1	0.73%
CI Private Markets Income Fund (Series I)	0.60%
CI Private Markets Income Fund I Install	0.28%
Canadian Dollar	0.27%

ASSET ALLOCATION

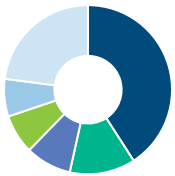
as of January 31, 2024



US Equity	23.68%
International Equity	21.52%
Canadian Corporate Bonds	21.34%
Foreign Government Bonds	12.51%
Canadian Government Bonds	8.06%
Other	12.89%

SECTOR ALLOCATION

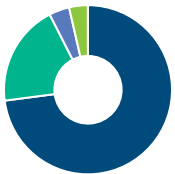
as of January 31, 2024



Fixed Income	40.87%
Financial Services	12.64%
Technology	8.83%
Consumer Goods	7.54%
Healthcare	7.19%
Other	22.93%

GEOGRAPHIC ALLOCATION

as of January 31, 2024



North America	72.96%
Europe	19.51%
Multi-National	3.91%
Asia	3.61%
Other	0.01%

STYLE

	Value	Blend	Growth
Large			X
Medium			
Small			

**UNIVERSAL LIFE
MANAGED INDEXED ACCOUNTS**

BALANCED FUNDS

CI Global Equity & Income Fund Class A

The information contained in this profile is related to the index indicated above. As part of a BMO Life Assurance Company policy, you do not purchase units in this index or a legal interest in any security.

OBJECTIVE

This fund's objective is to achieve a high level of income by investing primarily in fixed income and high-yielding equity securities and other income-producing securities throughout the world.

Category	Tactical Balanced	Fund Manager	Robert Swanson	Start Date	12/14/2012
Managed By	CI Investments Inc	Fund Manager	CI Global Investments Inc	Start Date	07/02/2004
Inception Date	Jul 02, 2004				
MER	2.32%				
Total Assets (\$ millions)	431.90				

COMPOUND RETURN

as of January 31, 2024

Period	1 Mth	3 Mth	6 Mth	1 Yr	3 Yr	5 Yr	10 Yr	Inception
Designated Fund	1.22%	9.66%	5.39%	4.19%	0.65%	2.05%	3.08%	6.64%
Benchmark	0.78%	7.98%	4.80%	8.41%	2.05%	5.49%	6.76%	5.40%
Quartile	2	1	1	3	4	4	4	2

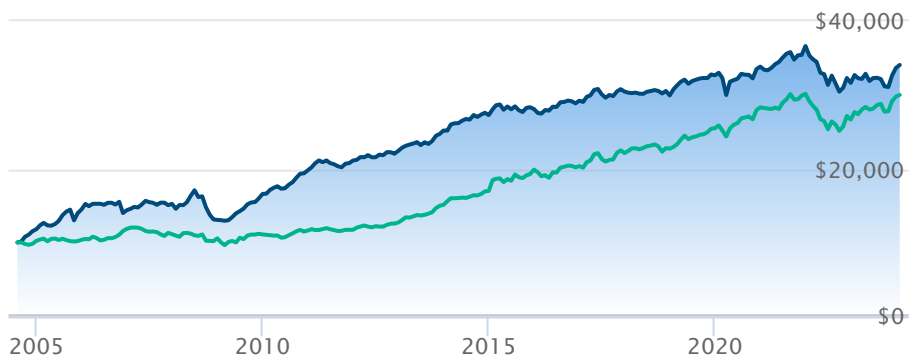
CALENDAR RETURN

as of January 31, 2024

Period	2023	2022	2021	2020	2019	2018	2017	2016	2015
Designated Fund	6.39%	-13.63%	8.27%	3.60%	9.11%	-1.74%	4.28%	4.02%	2.99%
Benchmark	11.69%	-11.62%	6.48%	11.12%	12.26%	2.68%	8.66%	2.39%	17.05%
Quartile	3	4	3	3	4	1	3	3	2

GROWTH OF \$10,000

Annual values as of January 31, 2024



CI Global Equity & Income Fund Class A

Fundata Global Balanced Index

The information contained on this page is related only to the designated fund or funds shown above. As part of a BMO Life Assurance Company policy, you do not purchase units in this designated fund or a legal interest in any security.

Past performance is no guarantee of future performance. All returns are historical annual compounded total rates of return and reflect changes in yield and distributions reinvested. Managed Indexed, Managed Portfolios and Market Indexed accounts credit an interest amount mirroring the net rate of return of a specified underlying investment, less a BMO Life Assurance Company daily management fee. These rates of return do not reflect the current BMO Life Assurance Company management /universal life fee which must be taken into consideration when determining the net return earned on the account.

Information contained in this document is for illustrative purposes only and is subject to change without notice. The contents of this profile are provided for informational and educational purposes and are not intended to provide investment, tax or legal advice. While every effort has been made to provide accurate and complete information, BMO Life Assurance Company and Fundata Canada will not be held liable for any inaccuracies, errors or omissions in the information provided.

™/® Trademark/registered trademark of Bank of Montreal, used under licence.



Data Provided By Fundata