

**VOLATILITY**



Based on 3 year standard deviation

**UNIVERSAL LIFE  
MANAGED INDEXED ACCOUNTS**



**BMO Floating Rate Income Fund Adv**

**TOP HOLDINGS**

as of July 31, 2019

USD Currency Forward	22.91%
USD Currency Forward	21.11%
BMO Floating Rate High Yield ETF (ZFH)	7.10%
CAD Currency	4.14%
Asurion LLC 01-Aug-2025	1.41%
CVS HLDGS I LP SECOND LIEN 1.00% 06-Feb-2026	1.40%
Wand Newco 3 Inc 05-Feb-2026	1.40%
Blucora Inc 22-May-2024	1.39%
FLEXERA SOFTWARE LLC SECOND LIEN 1.00% 26-Feb-2026	1.38%
DigiCert Inc 31-Oct-2024	1.38%

The information contained in this profile is related to the index indicated above. As part of a BMO Life Assurance Company policy, you do not purchase units in this index or a legal interest in any security.

**OBJECTIVE**

This fund's objective is to generate a high level of interest income that will fluctuate in line with short-term interest rates with a duration of less than 365 days by investing primarily in high yield bonds and debentures issued by Canadian governments and corporations, U.S. dollar Canadian corporate bonds, U.S. corporate bonds, U.S. and Canadian debentures, convertible debentures and income trusts.

<b>Category</b>	Floating Rate Loan	<b>Fund Managers</b>	<b>Start Date</b>
<b>Managed By</b>	BMO Investments Inc.	Peter Arts	3/8/2017
<b>Inception Date</b>	August 16, 2005	Andrew Osterback	3/8/2017
<b>Designated Fund MER</b>	1.66%	Jeffrey Sutcliffe	3/8/2017
<b>Total Assets (\$ millions)</b>	10.04		

**COMPOUND RETURN**

as of July 31, 2019

Period	1 Mth	3 Mth	6 Mth	1 Yr	3 Yr	5 Yr	10 Yr	Inception
Designated Fund	0.49%	0.89%	2.78%	1.80%	1.72%	1.41%	3.50%	0.29%
Benchmark	0.72%	-0.60%	5.47%	7.21%	6.69%	8.24%	10.49%	-
Quartile	4	1	3	4	4	4	4	-

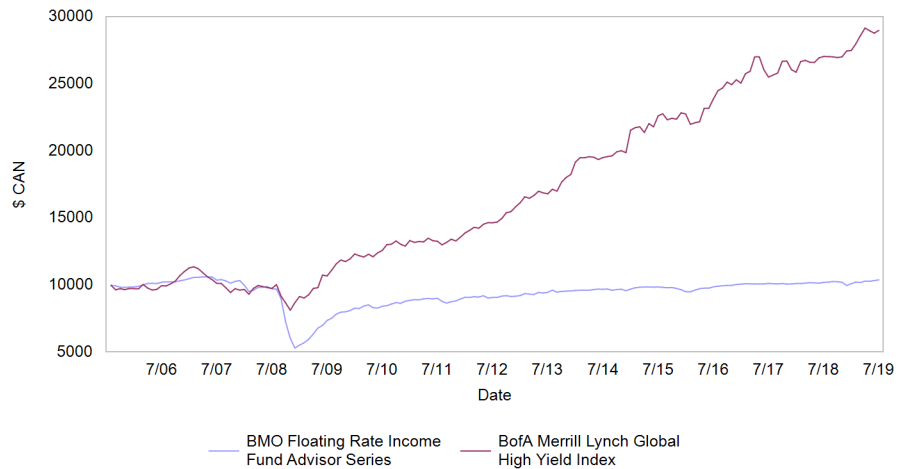
**CALENDAR RETURN**

as of July 31, 2019

Period	2018	2017	2016	2015	2014	2013	2012	2011	2010
Designated Fund	-1.14%	0.37%	4.03%	0.77%	0.18%	4.26%	2.33%	1.96%	8.50%
Benchmark	5.36%	2.96%	10.80%	14.93%	8.91%	15.20%	16.66%	5.18%	7.95%
Quartile	4	4	4	2	4	2	4	2	4

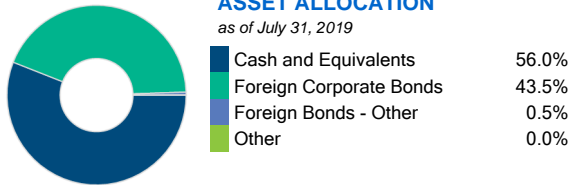
**GROWTH OF \$10,000**

Annual values as of July 31 2019



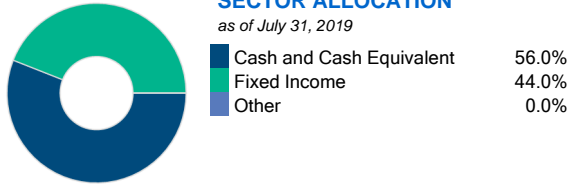
**ASSET ALLOCATION**

as of July 31, 2019



**SECTOR ALLOCATION**

as of July 31, 2019



**GEOGRAPHIC ALLOCATION**

as of July 31, 2019



**STYLE**

as of July 31, 2019

	Value	Blend	Growth	
Large				
Medium				
Small				

The information contained on this page is related only to the designated fund or funds shown above. As part of a BMO Life Assurance Company policy, you do not purchase units in these designated funds or a legal interest in any security.

Past performance is no guarantee of future performance. All returns are historical annual compounded total rates of return and reflect changes in yield and distributions reinvested. Managed Indexed, Managed Portfolios and Market Indexed accounts credit an interest amount mirroring the net rate of return of a specified underlying investment, less a BMO Life Assurance Company daily management fee. These rates of return do not reflect the current BMO Life Assurance Company management / universal life fee which must be taken into consideration when determining the net return earned on the account.

Information contained in this document is for illustrative purposes only and is subject to change without notice. The contents of this profile are provided for informational and educational purposes and are not intended to provide investment, tax or legal advice. While every effort has been made to provide accurate and complete information, BMO Life Assurance Company and Fundata Canada will not be held liable for any inaccuracies, errors or omissions in the information provided.

™/® Trademark/registered trademark of Bank of Montreal, used under licence.



Data Provided By Fundata