

VOLATILITY



Based on 3 year standard deviation

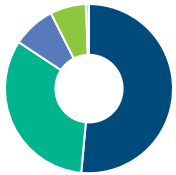
TOP HOLDINGS

as of June 30, 2025

Information Services Corp CI A	4.97%
KKR & Co Inc	4.60%
Stantec Inc	4.17%
Live Nation Entertainment Inc	4.15%
Brookfield Business Partners LP - Units	3.91%
Trisura Group Ltd	3.88%
Brookfield Infrastructure Partners LP - Units	3.77%
Cargojet Inc	3.57%
Atlanta Braves Holdings Inc	3.43%
Waste Connections Inc	3.25%

ASSET ALLOCATION

as of June 30, 2025



Canadian Equity	51.48%
US Equity	32.77%
Income Trust Units	8.27%
International Equity	6.91%
Cash and Equivalents	0.57%

SECTOR ALLOCATION

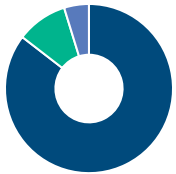
as of June 30, 2025



Real Estate	22.94%
Financial Services	17.19%
Consumer Services	14.15%
Technology	12.11%
Industrial Services	11.75%
Other	21.86%

GEOGRAPHIC ALLOCATION

as of June 30, 2025



North America	85.41%
Latin America	9.81%
Europe	4.78%

STYLE

as of June 30, 2025

	Value	Blend	Growth
Large			
Medium			
Small			

CI North American Small/Mid Cap Equity Fund A

The information contained in this profile is related to the index indicated above. As part of a BMO Life Assurance Company policy, you do not purchase units in this index or a legal interest in any security.

OBJECTIVE

The Fund's investment objective is to provide consistent monthly income and capital appreciation by investing in equity securities of small and medium capitalization companies and trusts, as well as preferred securities and convertible debentures and, to a lesser extent, in other interest-bearing securities, such as bonds, bills or bankers' acceptances.

Category	Canadian Focused Small/Mid Cap Equity	Fund Manager	Aubrey Hearn	Start Date	07/27/2005
Managed By	CI Global Asset Management		Jack Hall		06/01/2018
Inception Date	Jul 28, 2005		Evan Rodvang		06/11/2025
MER	2.42%				
Total Assets (\$ millions)	1,124.32				

COMPOUND RETURN

as of June 30, 2025

Period	1 Mth	3 Mth	6 Mth	1 Yr	3 Yr	5 Yr	10 Yr	Inception
Designated Fund	3.77%	8.53%	1.56%	11.59%	11.52%	10.64%	6.13%	9.89%
Benchmark	5.34%	9.84%	9.20%	20.21%	14.59%	13.85%	7.72%	6.56%
Quartile	2	3	4	4	2	3	3	4

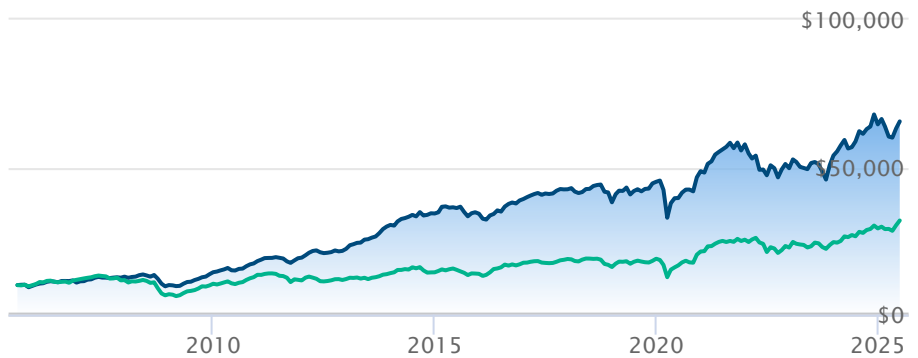
CALENDAR RETURN

as of June 30, 2025

Period	2024	2023	2022	2021	2020	2019	2018	2017	2016
Designated Fund	19.60%	8.67%	-14.05%	18.71%	8.01%	18.28%	-10.41%	8.43%	14.56%
Benchmark	18.86%	8.17%	-10.51%	18.74%	12.92%	17.42%	-14.41%	7.15%	27.23%
Quartile	2	2	3	3	3	3	2	3	3

GROWTH OF \$10,000

Annual values as of June 30, 2025



■ CI North American Small/Mid Cap Equity Fund A ■ Fundata Canadian Focused Small/Mid Cap Equity Index

The information contained on this page is related only to the designated fund or funds shown above. As part of a BMO Life Assurance Company policy, you do not purchase units in this designated fund or a legal interest in any security.

Past performance is no guarantee of future performance. All returns are historical annual compounded total rates of return and reflect changes in yield and distributions reinvested. Managed Indexed, Managed Portfolios and Market Indexed accounts credit an interest amount mirroring the net rate of return of a specified underlying investment, less a BMO Life Assurance Company daily management fee. These rates of return do not reflect the current BMO Life Assurance Company management /universal life fee which must be taken into consideration when determining the net return earned on the account.

Information contained in this document is for illustrative purposes only and is subject to change without notice. The contents of this profile are provided for informational and educational purposes and are not intended to provide investment, tax or legal advice. While every effort has been made to provide accurate and complete information, BMO Life Assurance Company and Fundata Canada will not be held liable for any inaccuracies, errors or omissions in the information provided.

