

VOLATILITY



Based on 3 year standard deviation

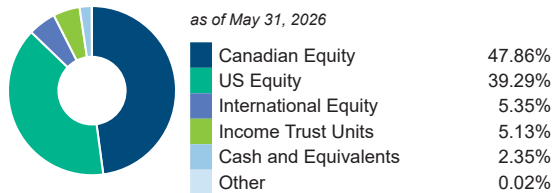
TOP HOLDINGS

as of May 31, 2026

Brookfield Business Corp CI A	5.55%
Brookfield Infrastructure Partners LP - Units	5.02%
Information Services Corp CI A	4.89%
Atlanta Braves Holdings Inc	4.14%
Trisura Group Ltd	3.86%
Live Nation Entertainment Inc	3.83%
Cargojet Inc	3.82%
KKR & Co Inc	3.69%
AMETEK Inc	3.27%
TFI International Inc	3.14%

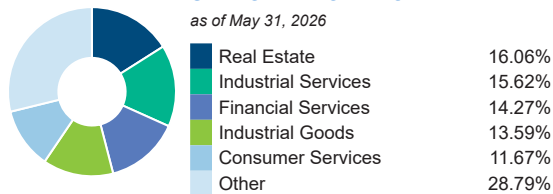
ASSET ALLOCATION

as of May 31, 2026




SECTOR ALLOCATION

as of May 31, 2026



GEOGRAPHIC ALLOCATION

as of May 31, 2026



STYLE

as of May 31, 2026

	Value	Blend	Growth
Large			
Medium			█
Small			

CI North American Small/Mid Cap Equity Fund A

The information contained in this profile is related to the index indicated above. As part of a BMO Life Assurance Company policy, you do not purchase units in this index or a legal interest in any security.

OBJECTIVE

The Fund's investment objective is to provide consistent monthly income and capital appreciation by investing in equity securities of small and medium capitalization companies and trusts, as well as preferred securities and convertible debentures and, to a lesser extent, in other interest-bearing securities, such as bonds, bills or bankers' acceptances.

Category	Canadian Focused Small/Mid Cap Equity	Fund Manager	Aubrey Hearn	Start Date	07/27/2005
Managed By	CI Global Asset Management		Jack Hall		06/01/2018
Inception Date	Jul 28, 2005		Evan Rodvang		06/11/2025
MER	2.42%				
Total Assets (\$ millions)	941.28				

COMPOUND RETURN

as of May 31, 2026

Period	1 Mth	3 Mth	6 Mth	1 Yr	3 Yr	5 Yr	10 Yr	Inception
Designated Fund	1.79%	-0.22%	1.78%	7.19%	11.13%	4.17%	6.71%	9.61%
Benchmark	3.98%	2.27%	21.70%	57.43%	27.96%	14.11%	11.78%	7.93%
Quartile		3	3	4	4	3	4	4

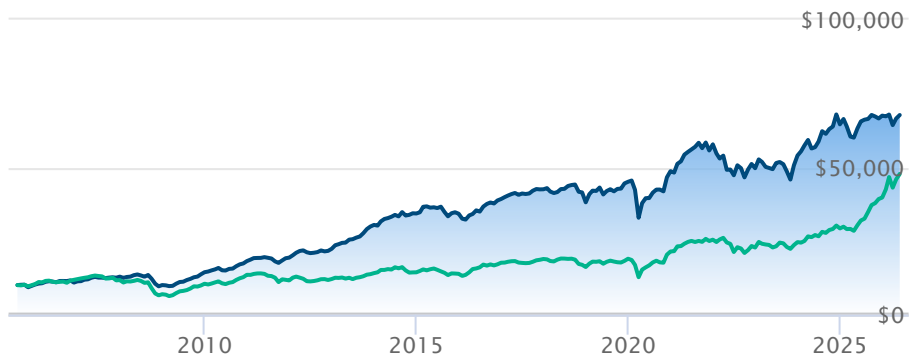
CALENDAR RETURN

as of May 31, 2026

Period	2025	2024	2023	2022	2021	2020	2019	2018	2017
Designated Fund	4.60%	19.60%	8.67%	-14.05%	18.71%	8.01%	18.28%	-10.41%	8.43%
Benchmark	35.78%	18.86%	8.17%	-10.51%	18.74%	12.92%	17.42%	-14.41%	7.15%
Quartile		4	2	2	3	3	3	3	2

GROWTH OF \$10,000

Annual values as of May 31, 2026



█ CI North American Small/Mid Cap Equity Fund A █ Fundata Canadian Focused Small/Mid Cap Equity Index

The information contained on this page is related only to the designated fund or funds shown above. As part of a BMO Life Assurance Company policy, you do not purchase units in this designated fund or a legal interest in any security.

Past performance is no guarantee of future performance. All returns are historical annual compounded total rates of return and reflect changes in yield and distributions reinvested. Managed Indexed, Managed Portfolios and Market Indexed accounts credit an interest amount mirroring the net rate of return of a specified underlying investment, less a BMO Life Assurance Company daily management fee. These rates of return do not reflect the current BMO Life Assurance Company management /universal life fee which must be taken into consideration when determining the net return earned on the account.

Information contained in this document is for illustrative purposes only and is subject to change without notice. The contents of this profile are provided for informational and educational purposes and are not intended to provide investment, tax or legal advice. While every effort has been made to provide accurate and complete information, BMO Life Assurance Company and Fundata Canada will not be held liable for any inaccuracies, errors or omissions in the information provided.

