

VOLATILITY



Based on 3 year standard deviation

TOP HOLDINGS

as of May 31, 2019

Portland General Electric Co	2.47%
Merck & Co Inc	2.25%
CLP Holdings Ltd	2.23%
Pfizer Inc	2.20%
Enel SpA	2.16%
Exelon Corp	2.14%
Public Bank Bhd	2.09%
Allstate Corp	2.00%
Chevron Corp	1.87%
Idacorp Inc	1.86%

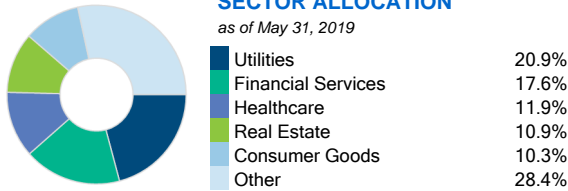
ASSET ALLOCATION

as of May 31, 2019



SECTOR ALLOCATION

as of May 31, 2019



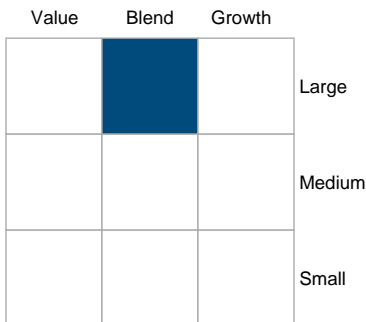
GEOGRAPHIC ALLOCATION

as of May 31, 2019



STYLE

as of July 31, 2019



**UNIVERSAL LIFE
MANAGED INDEXED ACCOUNTS**

INTERNATIONAL EQUITY

BMO Global Growth & Income Fund Adv

The information contained in this profile is related to the index indicated above. As part of a BMO Life Assurance Company policy, you do not purchase units in this index or a legal interest in any security.

OBJECTIVE

This fund's objective is to provide long-term growth through capital appreciation and to generate interest income primarily by investing in equity and equity-related securities as well as in fixed income securities of issuers located throughout the world, with no restrictions on the capitalization of the securities that may be selected for the portfolio.

Category	Global Equity	Fund Managers	Start Date
Managed By	BMO Investments Inc.	David Corris	5/23/2018
Inception Date	July 17, 2006	Jay Kaufman	5/23/2018
Designated Fund MER	2.47%	Ernesto Ramos	5/23/2018
Total Assets (\$ millions)	21.06		

COMPOUND RETURN

as of July 31, 2019

Period	1 Mth	3 Mth	6 Mth	1 Yr	3 Yr	5 Yr	10 Yr	Inception
Designated Fund	-0.57%	-1.48%	3.31%	2.59%	5.09%	8.31%	7.63%	4.51%
Benchmark	0.72%	-1.62%	7.84%	3.59%	10.56%	10.76%	11.84%	-
Quartile	4	2	4	2	3	2	3	-

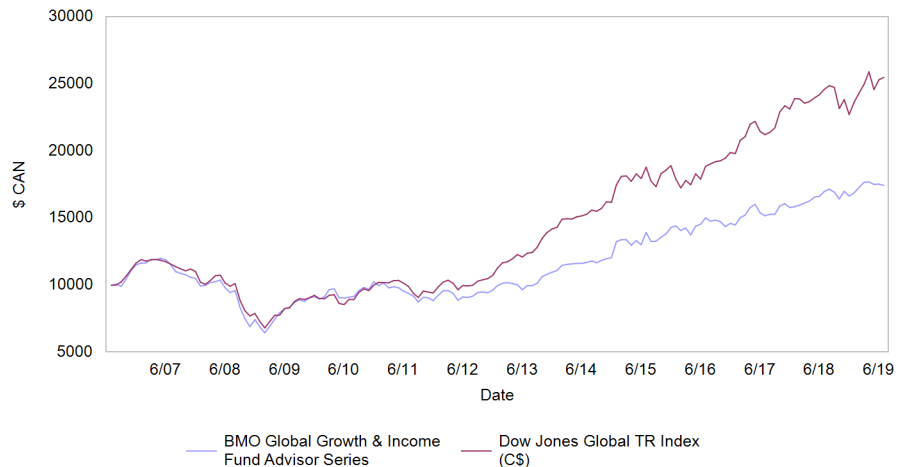
CALENDAR RETURN

as of July 31, 2019

Period	2018	2017	2016	2015	2014	2013	2012	2011	2010
Designated Fund	5.36%	8.10%	2.17%	18.70%	9.87%	13.80%	8.81%	-13.72%	12.14%
Benchmark	-1.79%	16.29%	5.18%	16.88%	13.97%	32.40%	13.73%	-5.69%	8.11%
Quartile	1	4	3	1	2	4	3	4	1

GROWTH OF \$10,000

Annual values as of July 31 2019



The information contained on this page is related only to the designated fund or funds shown above. As part of a BMO Life Assurance Company policy, you do not purchase units in these designated funds or a legal interest in any security.

Past performance is no guarantee of future performance. All returns are historical annual compounded total rates of return and reflect changes in yield and distributions reinvested. Managed Indexed, Managed Portfolios and Market Indexed accounts credit an interest amount mirroring the net rate of return of a specified underlying investment, less a BMO Life Assurance Company daily management fee. These rates of return do not reflect the current BMO Life Assurance Company management / universal life fee which must be taken into consideration when determining the net return earned on the account.

Information contained in this document is for illustrative purposes only and is subject to change without notice. The contents of this profile are provided for informational and educational purposes and are not intended to provide investment, tax or legal advice. While every effort has been made to provide accurate and complete information, BMO Life Assurance Company and Fundata Canada will not be held liable for any inaccuracies, errors or omissions in the information provided.

TM/_® Trademark/registered trademark of Bank of Montreal, used under licence.



Data Provided By Fundata