

**VOLATILITY**



Based on 3 year standard deviation

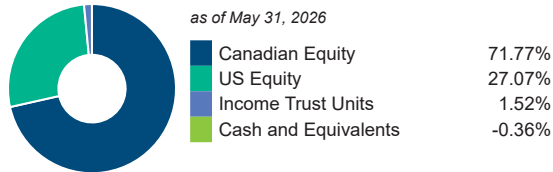
**TOP HOLDINGS**

as of May 31, 2026

NVIDIA Corp	4.86%
Shopify Inc Cl A	4.61%
Broadcom Inc	4.26%
Agnico Eagle Mines Ltd	4.17%
Amazon.com Inc	3.81%
Meta Platforms Inc Cl A	3.64%
Alphabet Inc Cl A	3.56%
Royal Bank of Canada	3.53%
Cenovus Energy Inc	3.36%
Suncor Energy Inc	3.36%

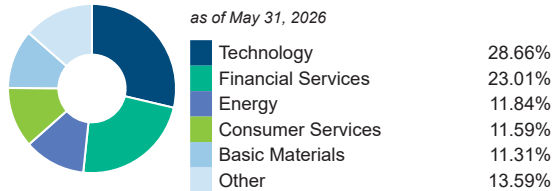
**ASSET ALLOCATION**

as of May 31, 2026




**SECTOR ALLOCATION**

as of May 31, 2026



**GEOGRAPHIC ALLOCATION**

as of May 31, 2026



**STYLE**

as of May 31, 2026

	Value	Blend	Growth
Large			Large
Medium			Medium
Small			Small

**CI Canadian Equity Growth Corporate Class A**

The information contained in this profile is related to the index indicated above. As part of a BMO Life Assurance Company policy, you do not purchase units in this index or a legal interest in any security.

**OBJECTIVE**

This fund's objective is to achieve long-term capital growth by investing, directly or indirectly, primarily in equity securities of Canadian companies. Indirect investments may include convertible securities, derivatives, equity-related securities and securities of other mutual funds. Any change to the fundamental investment objective must be approved by a majority of the votes cast by shareholders at a meeting called to consider the change.

<b>Category</b>	Canadian Focused Equity	<b>Fund Manager</b>	<b>Start Date</b>
<b>Managed By</b>	CI Global Asset Management	Bryan Brown	06/07/2023
<b>Inception Date</b>	Dec 31, 2007		
<b>MER</b>	2.44%		
<b>Total Assets (\$ millions)</b>	1,288.92		

**COMPOUND RETURN**

as of May 31, 2026

Period	1 Mth	3 Mth	6 Mth	1 Yr	3 Yr	5 Yr	10 Yr	Inception
Designated Fund	0.74%	2.87%	3.83%	16.17%	16.53%	11.30%	9.46%	8.64%
Benchmark	3.80%	3.89%	11.82%	33.62%	23.32%	14.27%	12.27%	8.81%
Quartile	4	3	4	3	3	3	3	4

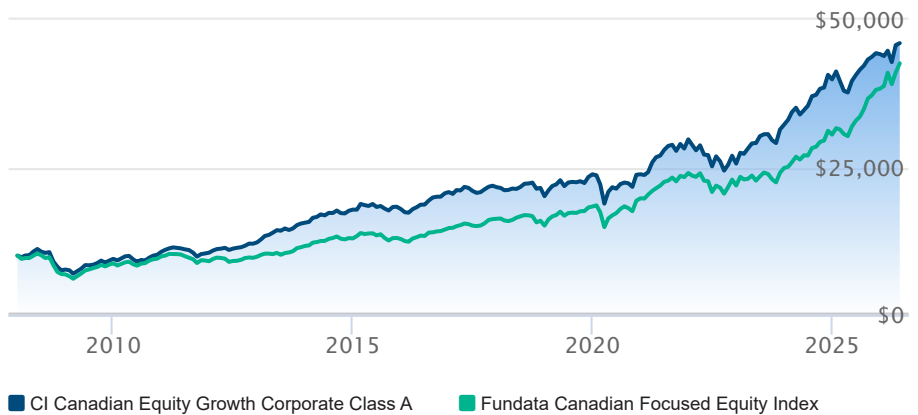
**CALENDAR RETURN**

as of May 31, 2026

Period	2025	2024	2023	2022	2021	2020	2019	2018	2017
Designated Fund	10.76%	23.88%	25.75%	-13.85%	24.89%	0.01%	18.50%	-7.07%	3.98%
Benchmark	25.52%	22.75%	13.60%	-8.87%	21.76%	7.58%	21.45%	-7.14%	10.80%
Quartile	4	2	1	3	2	4	3	2	4

**GROWTH OF \$10,000**

Annual values as of May 31, 2026



The information contained on this page is related only to the designated fund or funds shown above. As part of a BMO Life Assurance Company policy, you do not purchase units in this designated fund or a legal interest in any security.

Past performance is no guarantee of future performance. All returns are historical annual compounded total rates of return and reflect changes in yield and distributions reinvested. Managed Indexed, Managed Portfolios and Market Indexed accounts credit an interest amount mirroring the net rate of return of a specified underlying investment, less a BMO Life Assurance Company daily management fee. These rates of return do not reflect the current BMO Life Assurance Company management /universal life fee which must be taken into consideration when determining the net return earned on the account.

Information contained in this document is for illustrative purposes only and is subject to change without notice. The contents of this profile are provided for informational and educational purposes and are not intended to provide investment, tax or legal advice. While every effort has been made to provide accurate and complete information, BMO Life Assurance Company and Fundata Canada will not be held liable for any inaccuracies, errors or omissions in the information provided.

