

**VOLATILITY**



Based on 3 year standard deviation


**TOP HOLDINGS**

as of July 31, 2019

CAD Currency	8.02%
HDFC Bank Ltd	4.95%
Wal Mart de Mexico SAB de CV	4.49%
Bank Mandiri Persero Tbk PT	4.19%
ICICI Bank Ltd	4.01%
Sands China Ltd	3.90%
Commercial International Bank Egypt SAE - GDR	3.76%
Tingyi Cayman Islands Holding Corp	3.71%
Yum China Holdings Inc	3.58%
ITC Ltd	3.39%

**ASSET ALLOCATION**

as of July 31, 2019



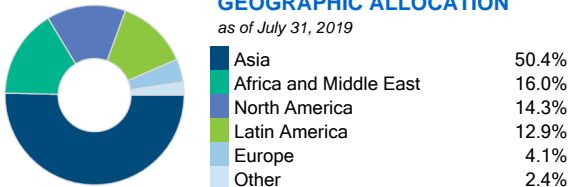
**SECTOR ALLOCATION**

as of July 31, 2019



**GEOGRAPHIC ALLOCATION**

as of July 31, 2019



**STYLE**

as of July 31, 2019

Value	Blend	Growth	
			Large
			Medium
			Small

**BMO Emerging Markets Fund Adv Ser**

The information contained in this profile is related to the index indicated above. As part of a BMO Life Assurance Company policy, you do not purchase units in this index or a legal interest in any security.

**OBJECTIVE**

This fund's objective is to increase the value of your investment over the long term by investing in companies located in countries undergoing rapid industrialization. As part of this fund's investment objective, it invests primarily in equities of companies in emerging countries like Brazil, Chile, Greece, India, Malaysia, Mexico, Pakistan, South Africa, South Korea, Taiwan and Turkey. It may also invest in fixed-income

<b>Category</b>	Emerging Markets Equity	<b>Fund Managers</b>	<b>Start Date</b>
<b>Managed By</b>	BMO Investments Inc.	Irina Hunter	3/12/2012
<b>Inception Date</b>	November 11, 2009	Rishikesh Patel	3/1/2016
<b>Designated Fund MER</b>	2.56%		
<b>Total Assets (\$ millions)</b>	12.50		

**COMPOUND RETURN**

as of July 31, 2019

Period	1 Mth	3 Mth	6 Mth	1 Yr	3 Yr	5 Yr	10 Yr	Inception
Designated Fund	-2.03%	-4.78%	1.62%	-1.22%	3.82%	5.46%	-	5.26%
Benchmark	-0.21%	-3.46%	3.21%	0.65%	9.45%	6.57%	7.59%	-
Quartile	3	4	3	2	3	1	-	-

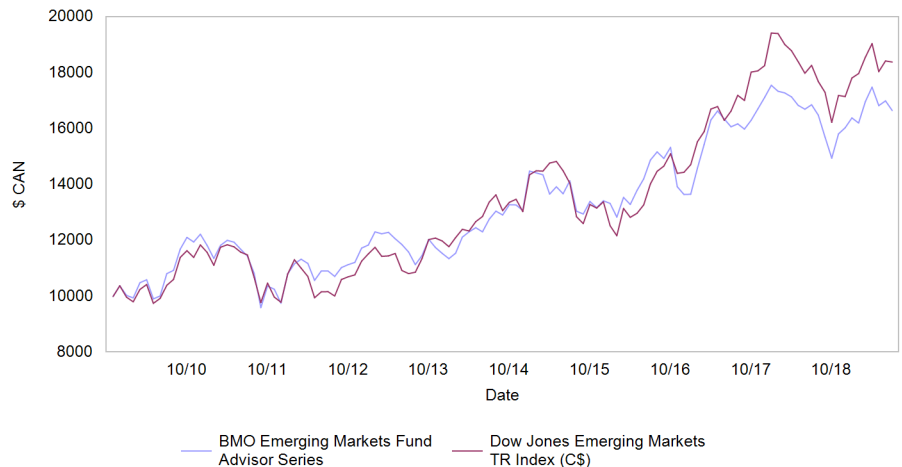
**CALENDAR RETURN**

as of July 31, 2019

Period	2018	2017	2016	2015	2014	2013	2012	2011	2010
Designated Fund	-6.32%	25.43%	1.68%	2.65%	13.29%	-1.60%	20.21%	-20.20%	17.78%
Benchmark	-6.05%	26.42%	7.90%	2.69%	8.76%	6.42%	15.02%	-17.32%	14.09%
Quartile	2	3	3	2	1	4	1	3	1

**GROWTH OF \$10,000**

Annual values as of July 31 2019



The information contained on this page is related only to the designated fund or funds shown above. As part of a BMO Life Assurance Company policy, you do not purchase units in these designated funds or a legal interest in any security.

Past performance is no guarantee of future performance. All returns are historical annual compounded total rates of return and reflect changes in yield and distributions reinvested. Managed Indexed, Managed Portfolios and Market Indexed accounts credit an interest amount mirroring the net rate of return of a specified underlying investment, less a BMO Life Assurance Company daily management fee. These rates of return do not reflect the current BMO Life Assurance Company management / universal life fee which must be taken into consideration when determining the net return earned on the account.

Information contained in this document is for illustrative purposes only and is subject to change without notice. The contents of this profile are provided for informational and educational purposes and are not intended to provide investment, tax or legal advice. While every effort has been made to provide accurate and complete information, BMO Life Assurance Company and Fundata Canada will not be held liable for any inaccuracies, errors or omissions in the information provided.

™/® Trademark/registered trademark of Bank of Montreal, used under licence.



Data Provided By Fundata