

**VOLATILITY**



Based on 3 year standard deviation

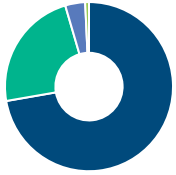
**TOP HOLDINGS**

as of February 28, 2025

Royal Bank of Canada	8.60%
Toronto-Dominion Bank	5.62%
Brookfield Corp Cl A	5.58%
Intact Financial Corp	4.14%
Waste Connections Inc	4.08%
Microsoft Corp	3.68%
Enbridge Inc	3.67%
Bank of Montreal	3.62%
Canadian Pacific Kansas City Ltd	3.60%
Canadian Natural Resources Ltd	3.58%

**ASSET ALLOCATION**

as of February 28, 2025



Canadian Equity	72.29%
US Equity	23.15%
Income Trust Units	3.84%
Cash and Equivalents	0.72%

**SECTOR ALLOCATION**

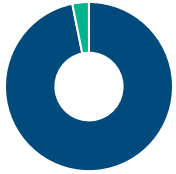
as of February 28, 2025



Financial Services	37.02%
Industrial Services	14.51%
Energy	11.58%
Consumer Services	9.81%
Industrial Goods	5.52%
Other	21.56%

**GEOGRAPHIC ALLOCATION**

as of February 28, 2025



North America	96.81%
Latin America	3.19%

**STYLE**

as of February 28, 2025

	Value	Blend	Growth
Large			Large
Medium			Medium
Small			Small

**UNIVERSAL LIFE  
MANAGED INDEXED ACCOUNTS**

**CANADIAN EQUITY**

**BMO Dividend Fund Advisor Series**

The information contained in this profile is related to the index indicated above. As part of a BMO Life Assurance Company policy, you do not purchase units in this index or a legal interest in any security.

**OBJECTIVE**

This fund's objective is to provide a high after-tax return, which includes dividend income and capital gains from growth in the value of your investment. As part of its investment objective, the fund invests primarily in dividend-yielding common and preferred shares of established Canadian companies.

<b>Category</b>	Canadian Dividend & Income Equity	<b>Fund Manager</b>	<b>Start Date</b>
<b>Managed By</b>	BMO Investments Inc.	Lutz Zeitler	06/01/2012
<b>Inception Date</b>	Jun 01, 2012	Philip Harrington	08/31/2013
<b>MER</b>	1.80%		
<b>Total Assets (\$ millions)</b>	9,801.77		

**COMPOUND RETURN**

as of February 28, 2025

Period	1 Mth	3 Mth	6 Mth	1 Yr	3 Yr	5 Yr	10 Yr	Inception
Designated Fund	0.00%	0.42%	8.20%	17.32%	7.00%	8.70%	7.13%	9.12%
Benchmark	-0.40%	-0.31%	10.31%	22.45%	9.72%	12.73%	8.50%	9.58%
Quartile		3	1	2	2	3	4	3

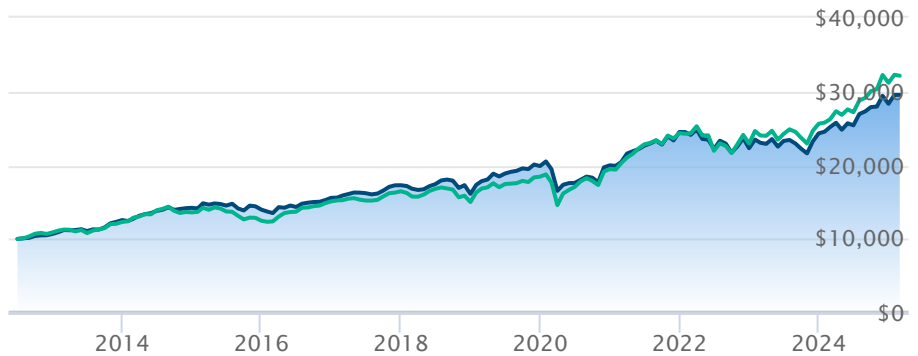
**CALENDAR RETURN**

as of February 28, 2025

Period	2024	2023	2022	2021	2020	2019	2018	2017	2016
Designated Fund	16.47%	9.04%	-9.00%	22.66%	0.50%	23.38%	-6.77%	10.98%	11.45%
Benchmark	21.65%	11.75%	-5.84%	25.09%	5.60%	22.88%	-8.89%	9.10%	21.08%
Quartile		3	1	4	4	2	1	2	1

**GROWTH OF \$10,000**

Annual values as of February 28, 2025



BMO Dividend Fund Advisor Series

S&P/TSX Composite Index TR

The information contained on this page is related only to the designated fund or funds shown above. As part of a BMO Life Assurance Company policy, you do not purchase units in this designated fund or a legal interest in any security.

Past performance is no guarantee of future performance. All returns are historical annual compounded total rates of return and reflect changes in yield and distributions reinvested. Managed Indexed, Managed Portfolios and Market Indexed accounts credit an interest amount mirroring the net rate of return of a specified underlying investment, less a BMO Life Assurance Company daily management fee. These rates of return do not reflect the current BMO Life Assurance Company management /universal life fee which must be taken into consideration when determining the net return earned on the account.

Information contained in this document is for illustrative purposes only and is subject to change without notice. The contents of this profile are provided for informational and educational purposes and are not intended to provide investment, tax or legal advice. While every effort has been made to provide accurate and complete information, BMO Life Assurance Company and Fundata Canada will not be held liable for any inaccuracies, errors or omissions in the information provided.

