

VOLATILITY



Based on 3 year standard deviation

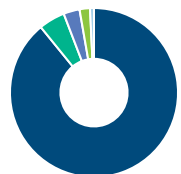
TOP HOLDINGS

as of April 30, 2022

BMO Laddered Preferred Share Index ETF (ZPR)	2.65%
Canadian Imperial Bank Commerce - Pfd Cl A Sr 45	2.31%
Canadian Imperial Bank Commerce 0.00% 12-May-2025	2.01%
Pembina Pipeline Corp - Pfd Cl A Sr 5	1.90%
Pembina Pipeline Corp - Pfd Cl A Sr 9	1.90%
Toronto-Dominion Bank - Pfd Cl A Sr 5	1.88%
Bank of Montreal - Pfd Sr 27	1.81%
Royal Bank of Canada - Pfd Sr BB	1.80%
Royal Bank of Canada - Pfd Sr BD	1.79%
Toronto-Dominion Bank - Pfd Cl A Sr 1	1.66%

ASSET ALLOCATION

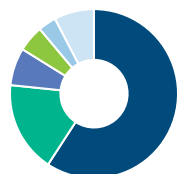
as of April 30, 2022



Canadian Equity	89.12%
US Equity	5.04%
Cash and Equivalents	3.11%
Canadian Corporate Bonds	2.01%
International Equity	0.75%
Other	-0.03%

SECTOR ALLOCATION

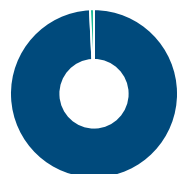
as of April 30, 2022



Financial Services	59.22%
Energy	17.41%
Utilities	7.18%
Real Estate	5.05%
Telecommunications	3.46%
Other	7.68%

GEOGRAPHIC ALLOCATION

as of April 30, 2022



North America	99.28%
Latin America	0.75%
Other	-0.03%

STYLE

as of April 30, 2022

	Value	Blend	Growth
Large			
Medium			
Small			

**UNIVERSAL LIFE
MANAGED INDEXED ACCOUNTS**

SPECIALTY FUNDS

BMO Preferred Share Fund Advisor Series

The information contained in this profile is related to the index indicated above. As part of a BMO Life Assurance Company policy, you do not purchase units in this index or a legal interest in any security.

OBJECTIVE

This fund's objective is to generate steady income and achieve capital preservation and appreciation by investing primarily in preferred shares of Canadian companies and in other types of securities that are expected to distribute income.

Category	Preferred Share Fixed Income	Fund Manager	Start Date
Managed By	BMO Investments Inc.		
Inception Date	Aug 12, 2013		
MER	1.90%		
Total Assets (\$ millions)	3.25		

COMPOUND RETURN

as of April 30, 2022

Period	1 Mth	3 Mth	6 Mth	1 Yr	3 Yr	5 Yr	10 Yr	Inception
Designated Fund	-7.37%	-9.66%	-10.30%	-5.23%	3.41%	0.18%	-	0.26%
Benchmark	-7.04%	-9.38%	-9.56%	-2.65%	5.45%	2.94%	1.98%	3.02%
Quartile	4	3	3	4	4	4	-	3

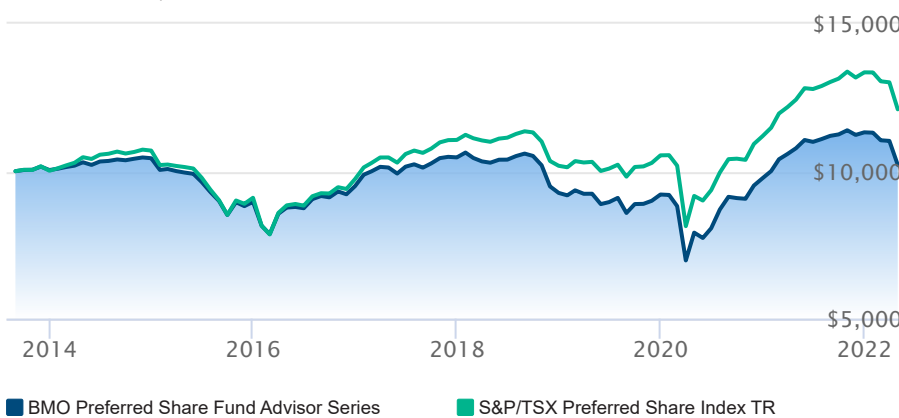
CALENDAR RETURN

as of April 30, 2022

Period	2021	2020	2019	2018	2017	2016	2015	2014	2013
Designated Fund	15.95%	5.99%	-0.59%	-11.50%	10.25%	5.96%	-14.16%	3.98%	-
Benchmark	19.35%	6.16%	3.48%	-7.93%	13.62%	6.98%	-14.95%	6.82%	-2.64%
Quartile	4	2	4	4	4	4	4	4	-

GROWTH OF \$10,000

Annual values as of April 30, 2022



The information contained on this page is related only to the designated fund or funds shown above. As part of a BMO Life Assurance Company policy, you do not purchase units in this designated fund or a legal interest in any security.

Past performance is no guarantee of future performance. All returns are historical annual compounded total rates of return and reflect changes in yield and distributions reinvested. Managed Indexed, Managed Portfolios and Market Indexed accounts credit an interest amount mirroring the net rate of return of a specified underlying investment, less a BMO Life Assurance Company daily management fee. These rates of return do not reflect the current BMO Life Assurance Company management /universal life fee which must be taken into consideration when determining the net return earned on the account.

Information contained in this document is for illustrative purposes only and is subject to change without notice. The contents of this profile are provided for informational and educational purposes and are not intended to provide investment, tax or legal advice. While every effort has been made to provide accurate and complete information, BMO Life Assurance Company and Fundata Canada will not be held liable for any inaccuracies, errors or omissions in the information provided.

™/® Trademark/registered trademark of Bank of Montreal, used under licence.



Data Provided By Fundata