

VOLATILITY



Based on 3 year standard deviation

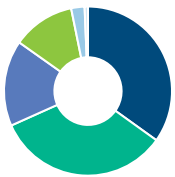
TOP HOLDINGS

as of January 31, 2025

BMO Premium Yield Fund ETF (ZPAY)	29.60%
BMO Europe High Div Cov Call Hgd to CAD ETF (ZWE)	22.06%
BMO Covered Call Utilities Fund ETF (ZWU)	11.75%
BMO Canadian High Dividend Covered Call ETF (ZWC)	8.72%
BMO Covered Call Energy Fund ETF (ZWEN)	6.25%
BMO Covered Call Health Care ETF (ZWHC)	5.54%
WisdomTree Emerging Mkts High Dividend ETF (DEM)	5.48%
WisdomTree Emerging Mkts SmallCap Divdnd ETF (DGS)	5.30%
S&P 500 Index Futures	3.17%
ProS&P MidCap 400 Dividend Aristocrats ETF (REGL)	2.04%

ASSET ALLOCATION

as of January 31, 2025



International Equity	34.87%
US Equity	33.46%
Canadian Equity	16.43%
Cash and Equivalents	12.02%
Foreign Government Bonds	2.57%
Other	0.65%

SECTOR ALLOCATION

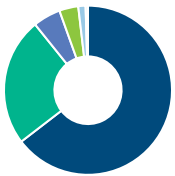
as of January 31, 2025



Energy	12.88%
Cash and Cash Equivalent	12.02%
Healthcare	11.93%
Financial Services	10.77%
Exchange Traded Fund	9.36%
Other	43.04%

GEOGRAPHIC ALLOCATION

as of January 31, 2025



North America	64.61%
Europe	24.56%
Multi-National	5.31%
Asia	3.67%
Latin America	1.40%
Other	0.45%

STYLE

as of January 31, 2025

	Value	Blend	Growth
Large			Large
Medium			
Small			

**UNIVERSAL LIFE
MANAGED INDEXED ACCOUNTS**

BALANCED FUNDS

BMO Tactical Dividend ETF Fund Advisor Series

The information contained in this profile is related to the index indicated above. As part of a BMO Life Assurance Company policy, you do not purchase units in this index or a legal interest in any security.

OBJECTIVE

This fund's objective is to provide long-term capital growth and current income by investing primarily in a diversified portfolio of exchange traded funds that invest in income-producing securities. The fund's asset mix may be changed over time to reflect the portfolio manager's outlook for each asset class.

Category	Tactical Balanced	Fund Manager	Larry Berman	Start Date	05/27/2022
Managed By	BMO Investments Inc.				
Inception Date	Aug 12, 2013				
MER	1.86%				
Total Assets (\$ millions)	155.40				

COMPOUND RETURN

as of January 31, 2025

Period	1 Mth	3 Mth	6 Mth	1 Yr	3 Yr	5 Yr	10 Yr	Inception
Designated Fund	2.48%	-1.36%	2.69%	5.10%	3.80%	0.75%	2.97%	3.72%
Benchmark	2.72%	5.85%	8.38%	19.75%	7.22%	6.79%	6.89%	5.89%
Quartile		2	4	4	4	3	4	4

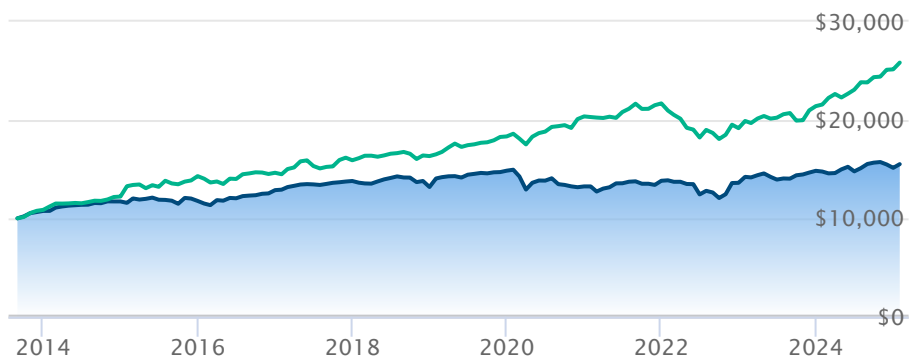
CALENDAR RETURN

as of January 31, 2025

Period	2024	2023	2022	2021	2020	2019	2018	2017	2016
Designated Fund	2.03%	8.97%	-1.51%	4.34%	-10.77%	12.57%	-4.42%	7.24%	9.34%
Benchmark	17.48%	11.69%	-11.62%	6.48%	11.12%	12.26%	2.68%	8.66%	2.39%
Quartile		4	2	1	4	4	3	3	2

GROWTH OF \$10,000

Annual values as of January 31, 2025



BMO Tactical Dividend ETF Fund Advisor Series Fundata Global Balanced Index

The information contained on this page is related only to the designated fund or funds shown above. As part of a BMO Life Assurance Company policy, you do not purchase units in this designated fund or a legal interest in any security.

Past performance is no guarantee of future performance. All returns are historical annual compounded total rates of return and reflect changes in yield and distributions reinvested. Managed Indexed, Managed Portfolios and Market Indexed accounts credit an interest amount mirroring the net rate of return of a specified underlying investment, less a BMO Life Assurance Company daily management fee. These rates of return do not reflect the current BMO Life Assurance Company management /universal life fee which must be taken into consideration when determining the net return earned on the account.

Information contained in this document is for illustrative purposes only and is subject to change without notice. The contents of this profile are provided for informational and educational purposes and are not intended to provide investment, tax or legal advice. While every effort has been made to provide accurate and complete information, BMO Life Assurance Company and Fundata Canada will not be held liable for any inaccuracies, errors or omissions in the information provided.

