

**VOLATILITY**



Based on 3 year standard deviation

**TOP HOLDINGS**

as of February 28, 2025

BMO Mid-Term U.S. IG Corp Bond Hedged to CAD (ZMU)	35.10%
BMO High Yield US Corp Bd Hdg to CAD Ind ETF (ZHY)	12.07%
BMO Aggregate Bond Index ETF (ZAG)	11.82%
BMO Emerging Markets Bond Hgd to CAD Index (ZEF)	9.95%
BMO Core Plus Bond Fund ETF (ZCPB)	9.67%
BMO Long Federal Bond Index ETF (ZFL)	8.20%
BMO Short Corporate Bond Index ETF (ZCS)	7.27%
BMO Canadian MBS Index ETF (ZMBS)	5.32%
ROYAL BANK OF CANADA TD - 2.90% 03-Mar-2025	0.41%
Canada Government 27-Mar-2025	0.22%

**ASSET ALLOCATION**

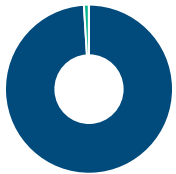
as of February 28, 2025



Foreign Corporate Bonds	46.86%
Canadian Government Bonds	16.95%
Canadian Bonds - Other	10.94%
Canadian Corporate Bonds	10.26%
Foreign Government Bonds	10.06%
Other	4.93%

**SECTOR ALLOCATION**

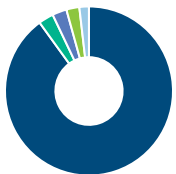
as of February 28, 2025



Fixed Income	99.04%
Cash and Cash Equivalent	0.95%
Financial Services	0.01%

**GEOGRAPHIC ALLOCATION**

as of February 28, 2025



North America	90.00%
Asia	2.90%
Latin America	2.76%
Europe	2.50%
Africa and Middle East	1.84%

**STYLE**

as of February 28, 2025

	Value	Blend	Growth
Large			
Medium			
Small			

**UNIVERSAL LIFE  
MANAGED PORTFOLIO INDEXED ACCOUNTS**

**FIXED INCOME**

**BMO Fixed Income ETF Portfolio Advisor Series**

The information contained in this profile is related to the index indicated above. As part of a BMO Life Assurance Company policy, you do not purchase units in this index or a legal interest in any security.

**OBJECTIVE**

This fund's objective is to preserve the value of your investment by investing primarily in exchange traded funds that invest in Canadian, U.S. and international fixed income securities. The fund may also invest in other mutual funds or invest directly in individual fixed income securities and cash or cash equivalents. The fund's asset mix may be changed over time to reflect the portfolio manager's long-term outlook for each asset class.

<b>Category</b>	Global Fixed Income	<b>Fund Manager</b>	Steven Shepherd	<b>Start Date</b>	09/01/2014
<b>Managed By</b>	BMO Investments Inc.		Sadiq S. Adatia, CFA		10/05/2021
<b>Inception Date</b>	Aug 12, 2013				
<b>MER</b>	1.01%				
<b>Total Assets (\$ millions)</b>	339.30				

**COMPOUND RETURN**

as of February 28, 2025

Period	1 Mth	3 Mth	6 Mth	1 Yr	3 Yr	5 Yr	10 Yr	Inception
Designated Fund	1.29%	0.76%	1.60%	5.65%	0.18%	-0.51%	0.73%	1.48%
Benchmark	1.20%	2.67%	5.21%	9.40%	1.14%	-0.98%	1.72%	3.50%
Quartile	2	3	3	3	3	3	3	2

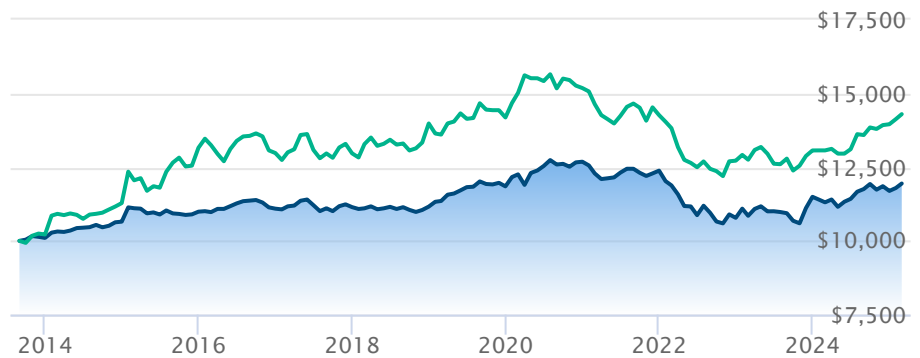
**CALENDAR RETURN**

as of February 28, 2025

Period	2024	2023	2022	2021	2020	2019	2018	2017	2016
Designated Fund	1.73%	6.61%	-12.92%	-2.39%	7.06%	6.15%	0.15%	0.47%	0.93%
Benchmark	6.80%	2.72%	-10.83%	-6.05%	7.03%	1.45%	7.82%	-0.08%	-1.36%
Quartile	4	1	4	3	2	2	3	3	2

**GROWTH OF \$10,000**

Annual values as of February 28, 2025



BMO Fixed Income ETF Portfolio Advisor Series ICE BofA Global Broad Market Index TR CAD

The information contained on this page is related only to the designated fund or funds shown above. As part of a BMO Life Assurance Company policy, you do not purchase units in this designated fund or a legal interest in any security.

Past performance is no guarantee of future performance. All returns are historical annual compounded total rates of return and reflect changes in yield and distributions reinvested. Managed Indexed, Managed Portfolios and Market Indexed accounts credit an interest amount mirroring the net rate of return of a specified underlying investment, less a BMO Life Assurance Company daily management fee. These rates of return do not reflect the current BMO Life Assurance Company management /universal life fee which must be taken into consideration when determining the net return earned on the account.

Information contained in this document is for illustrative purposes only and is subject to change without notice. The contents of this profile are provided for informational and educational purposes and are not intended to provide investment, tax or legal advice. While every effort has been made to provide accurate and complete information, BMO Life Assurance Company and Fundata Canada will not be held liable for any inaccuracies, errors or omissions in the information provided.

