

**VOLATILITY**



Based on 3 year standard deviation

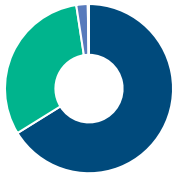
**TOP HOLDINGS**

as of November 30, 2024

|                         |       |
|-------------------------|-------|
| NVIDIA Corp             | 5.80% |
| Apple Inc               | 4.53% |
| Microsoft Corp          | 3.75% |
| Amazon.com Inc          | 3.13% |
| BAWAG Group AG          | 2.96% |
| Meta Platforms Inc Cl A | 2.88% |
| Eli Lilly and Co        | 2.74% |
| East West Bancorp Inc   | 2.45% |
| Walmart Inc             | 2.41% |
| Boston Scientific Corp  | 2.09% |

**ASSET ALLOCATION**

as of September 30, 2024



|                      |        |
|----------------------|--------|
| US Equity            | 66.21% |
| International Equity | 31.38% |
| Canadian Equity      | 2.19%  |
| Cash and Equivalents | 0.23%  |
| Other                | -0.01% |

**SECTOR ALLOCATION**

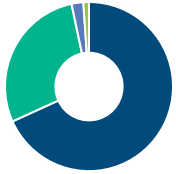
as of September 30, 2024



|                    |        |
|--------------------|--------|
| Technology         | 25.76% |
| Financial Services | 18.09% |
| Healthcare         | 14.43% |
| Consumer Services  | 13.01% |
| Industrial Goods   | 6.37%  |
| Other              | 22.34% |

**GEOGRAPHIC ALLOCATION**

as of September 30, 2024



|               |        |
|---------------|--------|
| North America | 68.24% |
| Europe        | 28.43% |
| Latin America | 2.25%  |
| Asia          | 1.08%  |

**STYLE**

as of November 30, 2024

|        | Value | Blend | Growth |
|--------|-------|-------|--------|
| Large  |       |       | Large  |
| Medium |       |       |        |
| Small  |       |       |        |

**UNIVERSAL LIFE  
MANAGED INDEXED ACCOUNTS**

**INTERNATIONAL EQUITY**

**BMO Global Equity Fund Advisor Series**

The information contained in this profile is related to the index indicated above. As part of a BMO Life Assurance Company policy, you do not purchase units in this index or a legal interest in any security.

**OBJECTIVE**

This fund's objective is to provide a long-term growth of capital through investment in a portfolio of equity securities of publicly-traded companies from around the world with significant growth potential. As part of its investment objectives, the fund invests primarily in equities of companies that trade on recognized exchanges in countries around the world.

|                                   |                      |                     |                      |                   |            |
|-----------------------------------|----------------------|---------------------|----------------------|-------------------|------------|
| <b>Category</b>                   | Global Equity        | <b>Fund Manager</b> | Sadiq S. Adatia, CFA | <b>Start Date</b> | 04/23/2024 |
| <b>Managed By</b>                 | BMO Investments Inc. |                     | Jeff Elliott         |                   | 04/23/2024 |
| <b>Inception Date</b>             | Apr 17, 2015         |                     | Marchello Holditch   |                   | 04/23/2024 |
| <b>MER</b>                        | 1.93%                |                     |                      |                   |            |
| <b>Total Assets (\$ millions)</b> | 2,747.54             |                     |                      |                   |            |

**COMPOUND RETURN**

as of November 30, 2024

| Period          | 1 Mth | 3 Mth | 6 Mth  | 1 Yr   | 3 Yr   | 5 Yr   | 10 Yr  | Inception |
|-----------------|-------|-------|--------|--------|--------|--------|--------|-----------|
| Designated Fund | 4.46% | 8.35% | 12.80% | 35.91% | 12.88% | 11.88% | -      | 9.49%     |
| Benchmark       | 4.44% | 7.83% | 13.43% | 29.86% | 10.82% | 12.38% | 11.57% | 8.67%     |
| Quartile        | 2     | 1     | 2      | 1      | 1      | 1      | -      | 1         |

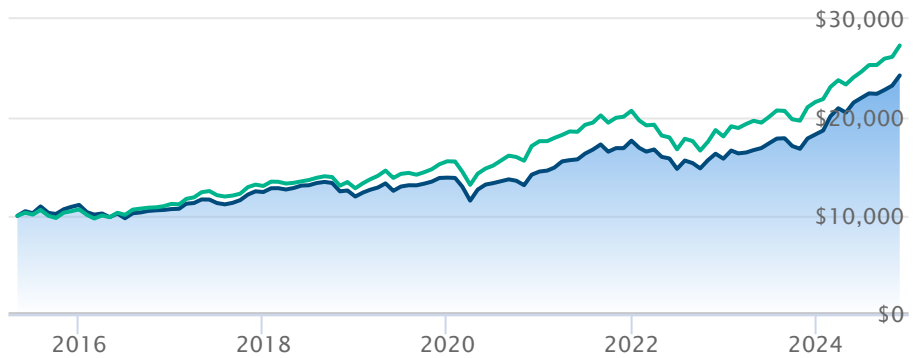
**CALENDAR RETURN**

as of November 30, 2024

| Period          | 2023   | 2022    | 2021   | 2020   | 2019   | 2018   | 2017   | 2016   | 2015   |
|-----------------|--------|---------|--------|--------|--------|--------|--------|--------|--------|
| Designated Fund | 15.58% | -10.40% | 21.67% | 4.47%  | 16.07% | -3.69% | 16.23% | -3.81% | -      |
| Benchmark       | 19.37% | -12.64% | 17.62% | 13.15% | 21.41% | -1.79% | 16.29% | 5.18%  | 16.88% |
| Quartile        | 2      | 2       | 1      | 4      | 4      | 2      | 2      | 4      | -      |

**GROWTH OF \$10,000**

Annual values as of November 30, 2024



BMO Global Equity Fund Advisor Series

Dow Jones Global TR Index (C\$)

The information contained on this page is related only to the designated fund or funds shown above. As part of a BMO Life Assurance Company policy, you do not purchase units in this designated fund or a legal interest in any security.

Past performance is no guarantee of future performance. All returns are historical annual compounded total rates of return and reflect changes in yield and distributions reinvested. Managed Indexed, Managed Portfolios and Market Indexed accounts credit an interest amount mirroring the net rate of return of a specified underlying investment, less a BMO Life Assurance Company daily management fee. These rates of return do not reflect the current BMO Life Assurance Company management /universal life fee which must be taken into consideration when determining the net return earned on the account.

Information contained in this document is for illustrative purposes only and is subject to change without notice. The contents of this profile are provided for informational and educational purposes and are not intended to provide investment, tax or legal advice. While every effort has been made to provide accurate and complete information, BMO Life Assurance Company and Fundata Canada will not be held liable for any inaccuracies, errors or omissions in the information provided.



Data Provided By Fundata