

## VOLATILITY



Based on 3 year standard deviation

UNIVERSAL LIFE  
MARKET INDEXED ACCOUNTS

## INTERNATIONAL EQUITY

## BMO MSCI China Selection Equity Index ETF (ZCH)

## TOP HOLDINGS

as of February 28, 2025

Tencent Holdings Ltd	27.26%
Alibaba Group Holding Ltd	18.35%
China Construction Bank Corp CI H	5.59%
JD.com Inc	3.50%
Byd Co Ltd CI H	3.41%
Ind and Commercial Bank of China Ltd CI H	3.36%
NetEase Inc	2.65%
Baidu Inc	1.68%
China Merchants Bank Co Ltd CI H	1.56%
Li Auto Inc	1.30%

## OBJECTIVE

The information contained in this profile is related to the index indicated above. As part of a BMO Life Assurance Company policy, you do not purchase units in this index or a legal interest in any security.

BMO MSCI China ESG Leaders Index ETF seeks to replicate, to the extent possible, the performance of an ESG-focused broad Chinese equity markets index, net of expenses.

## COMPOUND RETURN

as of February 28, 2025

Period	1 Mth	3 Mth	6 Mth	1 Yr	3 Yr	5 Yr	10 Yr	Inception
Index	14.69%	25.14%	43.12%	55.19%	3.86%	-3.78%	0.98%	2.77%

## CALENDAR RETURN

as of February 28, 2025

Period	2024	2023	2022	2021	2020	2019	2018	2017	2016
Index	26.34%	-12.68%	-21.99%	-42.01%	37.77%	17.25%	-16.49%	37.33%	-8.15%

## GROWTH OF \$10,000


Annual values as of February 28, 2025



BMO MSCI China Selection Equity Index ETF (ZCH)

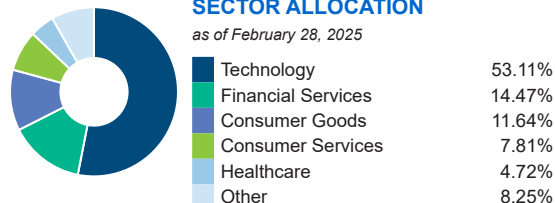
## ASSET ALLOCATION

as of February 28, 2025



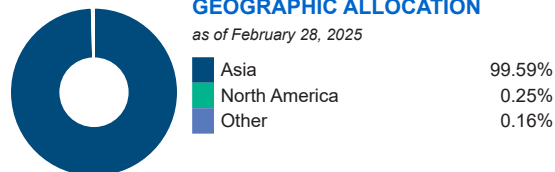
## SECTOR ALLOCATION

as of February 28, 2025



## GEOGRAPHIC ALLOCATION

as of February 28, 2025



Past performance is no guarantee of future performance. All returns are historical annual compounded total rates of return and reflect changes in yield and distributions reinvested. Managed Indexed, Managed Portfolios and Market Indexed accounts credit an interest amount mirroring the net rate of return of a specified underlying investment, less a BMO Life Assurance Company daily management fee. These rates of return do not reflect the current BMO Life Assurance Company management /universal life fee which must be taken into consideration when determining the net return earned on the account.

Information contained in this document is for illustrative purposes only and is subject to change without notice. The contents of this profile are provided for informational and educational purposes and are not intended to provide investment, tax or legal advice. While every effort has been made to provide accurate and complete information, BMO Life Assurance Company and Fundata Canada will not be held liable for any inaccuracies, errors or omissions in the information provided.

\* These are legal trademarks and do not indicate that BMO Life Assurance Company's Universal Life plans or InvestmentPRO is sponsored, endorsed sold or promoted by the trademark owners.



Data Provided By Fundata