

VOLATILITY



Based on 3 year standard deviation

**UNIVERSAL LIFE
MARKET INDEXED ACCOUNT**

SPECIALTY FUNDS

BMO Junior Gold Index ETF (ZJG)

TOP HOLDINGS

as of February 28, 2026

Royal Gold Inc	10.45%
Alamos Gold Inc Cl A	9.81%
Coeur Mining Inc	7.50%
Equinox Gold Corp	6.34%
Iamgold Corp	6.21%
New Gold Inc	4.57%
OceanaGold Corp	4.20%
DPM METALS INC	4.13%
Eldorado Gold Corp	4.01%
OR Royalties Inc	3.84%

The information contained in this profile is related to the index indicated above. As part of a BMO Life Assurance Company policy, you do not purchase units in this index or a legal interest in any security.

OBJECTIVE

BMO Junior Gold Index ETF has been designed to replicate, to the extent possible, the performance of the Dow Jones North America Select Junior Gold Index, net of expenses.

COMPOUND RETURN

as of February 28, 2026

Period	1 Mth	3 Mth	6 Mth	1 Yr	3 Yr	5 Yr	10 Yr	Inception
Index	28.99%	46.10%	96.36%	216.98%	73.49%	39.42%	23.73%	8.49%

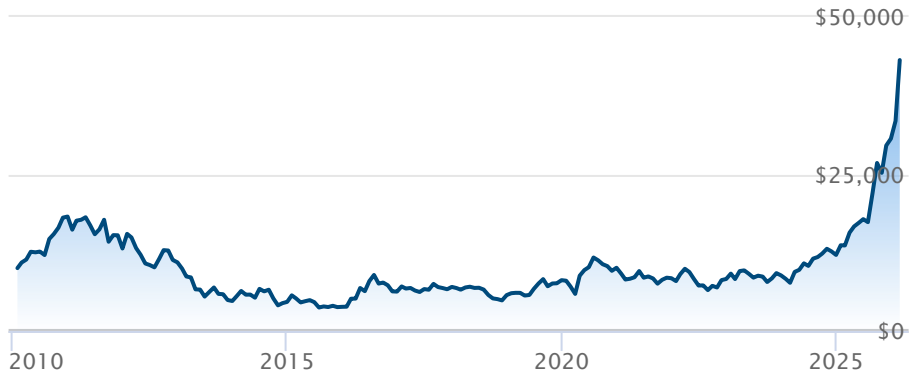
CALENDAR RETURN

as of February 28, 2026

Period	2025	2024	2023	2022	2021	2020	2019	2018	2017
Index	152.98%	36.90%	6.90%	-1.49%	-16.57%	24.49%	41.66%	-18.62%	11.92%

GROWTH OF \$10,000

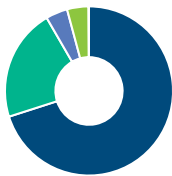
Annual values as of February 28, 2026



■ BMO Junior Gold Index ETF (ZJG)

ASSET ALLOCATION

as of February 28, 2026



Canadian Equity	70.09%
US Equity	21.51%
International Equity	4.20%
Foreign Bonds - Other	4.13%
Cash and Equivalents	0.07%

SECTOR ALLOCATION

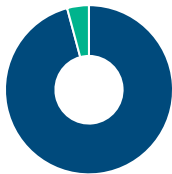
as of February 28, 2026



Basic Materials	95.79%
Fixed Income	4.13%
Cash and Cash Equivalent	0.07%
Other	0.01%

GEOGRAPHIC ALLOCATION

as of February 28, 2026



North America	95.81%
Asia	4.20%
Other	-0.01%

Past performance is no guarantee of future performance. All returns are historical annual compounded total rates of return and reflect changes in yield and distributions reinvested. Managed Indexed, Managed Portfolios and Market Indexed accounts credit an interest amount mirroring the net rate of return of a specified underlying investment, less a BMO Life Assurance Company daily management fee. These rates of return do not reflect the current BMO Life Assurance Company management /universal life fee which must be taken into consideration when determining the net return earned on the account.

Information contained in this document is for illustrative purposes only and is subject to change without notice. The contents of this profile are provided for informational and educational purposes and are not intended to provide investment, tax or legal advice. While every effort has been made to provide accurate and complete information, BMO Life Assurance Company and Fundata Canada will not be held liable for any inaccuracies, errors or omissions in the information provided.

* These are legal trademarks and do not indicate that BMO Life Assurance Company's Universal Life plans or InvestmentPRO is sponsored, endorsed sold or promoted by the trademark owners.



Data Provided By Fundata