

VOLATILITY



Based on 3 year standard deviation

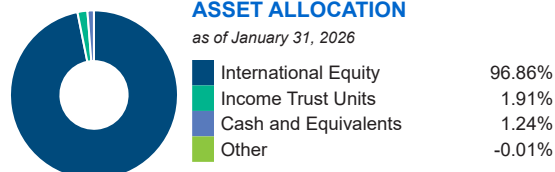
TOP HOLDINGS

as of January 31, 2026

BMO International Dividend ETF (ZDI)	99.79%
Canada Government 25-Mar-2026	0.20%
CHF Currency Forward	0.08%
NOK Currency Forward	0.07%
CANADIAN DOLLAR	0.05%
AUD Currency Forward	0.03%
SEK Currency Forward	0.01%
AUSTRALIAN DOLLAR	0.00%
DKK Currency Forward	0.00%
US DOLLAR	0.00%

ASSET ALLOCATION

as of January 31, 2026



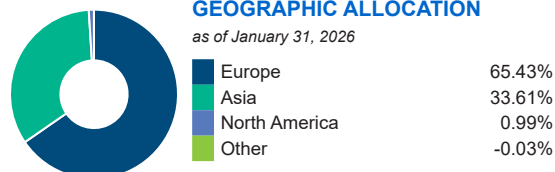
SECTOR ALLOCATION

as of January 31, 2026



GEOGRAPHIC ALLOCATION

as of January 31, 2026

UNIVERSAL LIFE
MARKET INDEXED ACCOUNT

INTERNATIONAL EQUITY

BMO International Dividend Hedged to CAD ETF (ZDH)

The information contained in this profile is related to the index indicated above. As part of a BMO Life Assurance Company policy, you do not purchase units in this index or a legal interest in any security.

OBJECTIVE

The fund seeks to provide unitholders with exposure to the performance of a yield weighted portfolio of high dividend paying equities of international companies to provide long-term appreciation and to generate income. Eligible securities will be selected using a rules based methodology that considers dividend growth, yield, and payout ratio, and eligibility will be reviewed annually. Securities will also be subject to a screening process to ensure sufficient liquidity.

COMPOUND RETURN

as of January 31, 2026

Period	1 Mth	3 Mth	6 Mth	1 Yr	3 Yr	5 Yr	10 Yr	Inception
Index	4.70%	10.02%	18.05%	21.20%	16.30%	15.49%	10.62%	9.69%

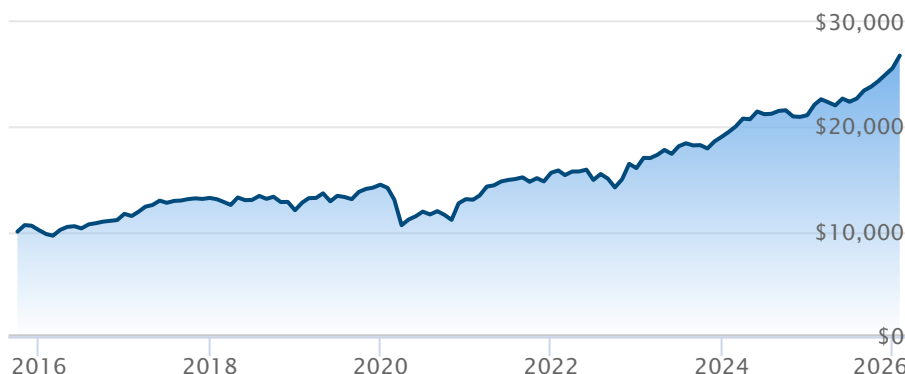
CALENDAR RETURN

as of January 31, 2026

Period	2025	2024	2023	2022	2021	2020	2019	2018	2017
Index	21.27%	10.81%	18.62%	2.82%	19.27%	-9.57%	20.26%	-8.87%	12.99%

GROWTH OF \$10,000

Annual values as of January 31, 2026



■ BMO International Dividend Hedged to CAD ETF (ZDH)

Past performance is no guarantee of future performance. All returns are historical annual compounded total rates of return and reflect changes in yield and distributions reinvested. Managed Indexed, Managed Portfolios and Market Indexed accounts credit an interest amount mirroring the net rate of return of a specified underlying investment, less a BMO Life Assurance Company daily management fee. These rates of return do not reflect the current BMO Life Assurance Company management /universal life fee which must be taken into consideration when determining the net return earned on the account.

Information contained in this document is for illustrative purposes only and is subject to change without notice. The contents of this profile are provided for informational and educational purposes and are not intended to provide investment, tax or legal advice. While every effort has been made to provide accurate and complete information, BMO Life Assurance Company and Fundata Canada will not be held liable for any inaccuracies, errors or omissions in the information provided.

* These are legal trademarks and do not indicate that BMO Life Assurance Company's Universal Life plans or InvestmentPRO is sponsored, endorsed sold or promoted by the trademark owners.



Data Provided By Fundata