

VOLATILITY



Based on 3 year standard deviation

TOP HOLDINGS

as of July 31, 2025

BMO MSCI EAFE Index ETF (ZEA)	3.44%
BMO Aggregate Bond Index ETF (ZAG)	3.35%
BMO S&P 500 Index ETF (ZSP)	3.30%
Royal Bank of Canada	2.85%
BMO Short Corporate Bond Index ETF (ZCS)	2.01%
BMO Core Plus Bond Fund ETF (ZCPB)	1.90%
Canada Government 3.25% 01-Jun-2035	1.87%
Toronto-Dominion Bank	1.73%
Enbridge Inc	1.68%
B2915559 CDS USD R V 03MEVENT 606056328	1.43%
CCPCDX 1.00% 20-Jun-2030	

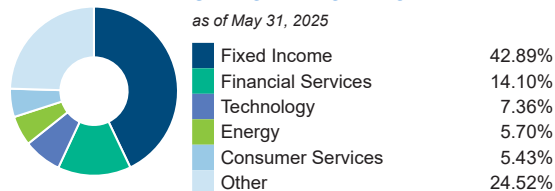
ASSET ALLOCATION

as of May 31, 2025




SECTOR ALLOCATION

as of May 31, 2025



GEOGRAPHIC ALLOCATION

as of May 31, 2025



STYLE

as of July 31, 2025

Value	Blend	Growth
		Large
		Medium
		Small

UNIVERSAL LIFE
MANAGED INDEXED ACCOUNTS

BALANCED FUNDS

BMO Monthly Income Fund Series A

The information contained in this profile is related to the index indicated above. As part of a BMO Life Assurance Company policy, you do not purchase units in this index or a legal interest in any security.

OBJECTIVE

This fund's objectives are: to provide a fixed monthly distribution, to preserve the value of your investment. As part of its investment objectives, the fund invests primarily in: Canadian fixed income securities with higher-than-average yields, issued by the federal government, provincial governments, government agencies and corporations, preferred and common shares, real estate investment trusts, royalty trusts and other high-yielding investments.

Category	Canadian Neutral Balanced	Fund Manager	Start Date
Managed By	BMO Investments Inc.	Andrew Osterback	04/02/2012
Inception Date	Mar 22, 1999	Chris Childs	04/23/2024
MER	1.57%	Sachal Mahajan	05/24/2024
Total Assets (\$ millions)	6,948.13	Gordon Rumble	05/24/2024

COMPOUND RETURN

as of July 31, 2025

Period	1 Mth	3 Mth	6 Mth	1 Yr	3 Yr	5 Yr	10 Yr	Inception
Designated Fund	0.27%	3.57%	2.70%	8.75%	7.40%	5.82%	5.17%	5.73%
Benchmark	0.59%	5.39%	4.26%	12.77%	9.38%	7.43%	6.24%	6.73%
Quartile	4	4	3	4	4	4	3	3

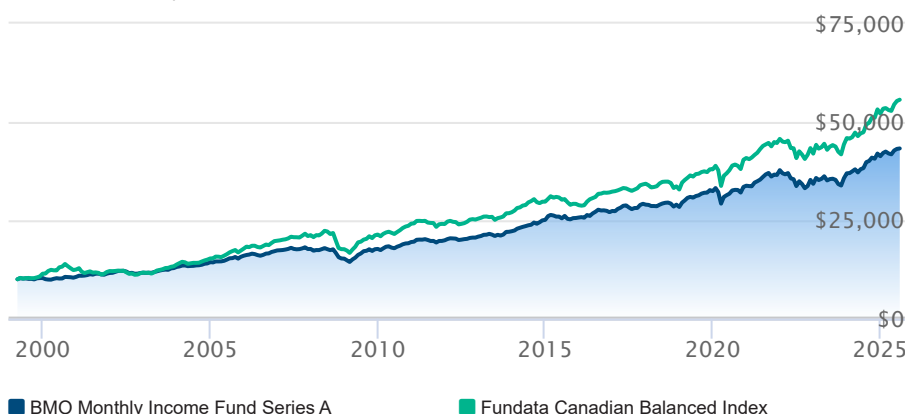
CALENDAR RETURN

as of July 31, 2025

Period	2024	2023	2022	2021	2020	2019	2018	2017	2016
Designated Fund	11.76%	7.79%	-9.21%	11.73%	4.27%	14.17%	-2.05%	5.92%	6.44%
Benchmark	13.55%	9.43%	-8.20%	11.90%	7.61%	15.62%	-4.30%	6.22%	11.97%
Quartile	4	3	4	3	4	2	1	3	4

GROWTH OF \$10,000

Annual values as of July 31, 2025



The information contained on this page is related only to the designated fund or funds shown above. As part of a BMO Life Assurance Company policy, you do not purchase units in this designated fund or a legal interest in any security.

Past performance is no guarantee of future performance. All returns are historical annual compounded total rates of return and reflect changes in yield and distributions reinvested. Managed Indexed, Managed Portfolios and Market Indexed accounts credit an interest amount mirroring the net rate of return of a specified underlying investment, less a BMO Life Assurance Company daily management fee. These rates of return do not reflect the current BMO Life Assurance Company management /universal life fee which must be taken into consideration when determining the net return earned on the account.

Information contained in this document is for illustrative purposes only and is subject to change without notice. The contents of this profile are provided for informational and educational purposes and are not intended to provide investment, tax or legal advice. While every effort has been made to provide accurate and complete information, BMO Life Assurance Company and Fundata Canada will not be held liable for any inaccuracies, errors or omissions in the information provided.



Data Provided By Fundata