

VOLATILITY



Based on 3 year standard deviation

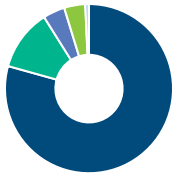
TOP HOLDINGS

as of November 30, 2024

NVIDIA Corp	7.49%
Microsoft Corp	6.91%
Taiwan Semiconductor Manufactrg Co Ltd - ADR	4.28%
Broadcom Inc	4.20%
Amazon.com Inc	4.18%
Galaxy Digital Holdings Ltd	4.14%
Apple Inc	4.12%
CI Galaxy Bitcoin ETF - ETF US\$ Series (BTCX.U)	4.06%
Applovin Corp CI A	3.86%
Shopify Inc CI A	3.86%

ASSET ALLOCATION

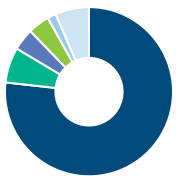
as of November 30, 2024



US Equity	79.30%
International Equity	11.74%
Canadian Equity	4.19%
Commodities	4.06%
Cash and Equivalents	0.68%
Other	0.03%

SECTOR ALLOCATION

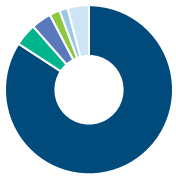
as of November 30, 2024



Technology	76.76%
Healthcare	6.76%
Consumer Services	4.19%
Financial Services	4.14%
Consumer Goods	1.67%
Other	6.48%

GEOGRAPHIC ALLOCATION

as of November 30, 2024



North America	84.16%
Asia	4.29%
Europe	3.85%
Africa and Middle East	2.00%
Latin America	1.60%
Other	4.10%

STYLE

as of November 30, 2024

	Value	Blend	Growth
Large			█
Medium			
Small			

CI Global Alpha Innovators Corporate Class A

The information contained in this profile is related to the index indicated above. As part of a BMO Life Assurance Company policy, you do not purchase units in this index or a legal interest in any security.

OBJECTIVE

This fund's objective is to obtain maximum long-term capital growth. It invests primarily in equity and equity-related securities of companies around the world that have developed or are developing technological products, processes or services. This includes companies that provide goods and services to these companies and companies that the portfolio adviser believes would benefit from advancements and improvements in technology.

Category	Sector Equity	Fund Manager	Start Date
Managed By	CI Global Asset Management	Peter Hofstra	07/22/2022
Inception Date	Jul 23, 1996		
MER	2.36%		
Total Assets (\$ millions)	1,416.97		

COMPOUND RETURN

as of November 30, 2024

Period	1 Mth	3 Mth	6 Mth	1 Yr	3 Yr	5 Yr	10 Yr	Inception
Designated Fund	12.72%	20.41%	26.11%	58.44%	5.94%	23.08%	19.92%	11.01%
Benchmark	6.37%	10.66%	16.91%	30.69%	10.90%	11.92%	8.96%	9.63%
Quartile	-	-	-	-	-	-	-	-

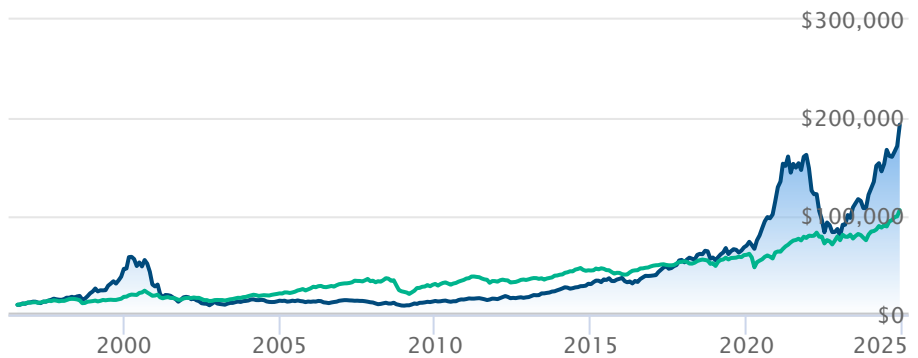
CALENDAR RETURN

as of November 30, 2024

Period	2023	2022	2021	2020	2019	2018	2017	2016	2015
Designated Fund	60.60%	-46.25%	14.83%	84.65%	26.91%	4.10%	33.46%	6.64%	20.33%
Benchmark	11.75%	-5.84%	25.09%	5.60%	22.88%	-8.89%	9.10%	21.08%	-8.32%
Quartile	-	-	-	-	-	-	-	-	-

GROWTH OF \$10,000

Annual values as of November 30, 2024



CI Global Alpha Innovators Corporate Class A S&P/TSX Composite Index TR

The information contained on this page is related only to the designated fund or funds shown above. As part of a BMO Life Assurance Company policy, you do not purchase units in this designated fund or a legal interest in any security.

Past performance is no guarantee of future performance. All returns are historical annual compounded total rates of return and reflect changes in yield and distributions reinvested. Managed Indexed, Managed Portfolios and Market Indexed accounts credit an interest amount mirroring the net rate of return of a specified underlying investment, less a BMO Life Assurance Company daily management fee. These rates of return do not reflect the current BMO Life Assurance Company management /universal life fee which must be taken into consideration when determining the net return earned on the account.

Information contained in this document is for illustrative purposes only and is subject to change without notice. The contents of this profile are provided for informational and educational purposes and are not intended to provide investment, tax or legal advice. While every effort has been made to provide accurate and complete information, BMO Life Assurance Company and Fundata Canada will not be held liable for any inaccuracies, errors or omissions in the information provided.

