

VOLATILITY



Based on 3 year standard deviation

TOP HOLDINGS

as of March 31, 2025

CI Canadian Core Plus Bond Fund (Class I units)	42.33%
CI Global Dividend Opportunities Fund Class I	36.65%
CI International Equity Growth Private Pool I	6.24%
CI Private Market Growth Fund (Series I)	4.74%
CI Canadian Long-Term Bond Pool Class I	4.34%
CI Canadian Short-Term Bond Pool Class I	3.41%
CI Private Markets Income Fund (Series I)	2.24%
Canadian Dollar	0.05%
Cash	0.00%

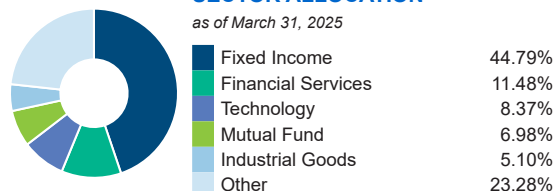
ASSET ALLOCATION

as of March 31, 2025




SECTOR ALLOCATION

as of March 31, 2025



GEOGRAPHIC ALLOCATION

as of March 31, 2025



STYLE

as of March 31, 2025

Value	Blend	Growth
		Large
		Medium
		Small

UNIVERSAL LIFE
MANAGED INDEXED ACCOUNTS

BALANCED FUNDS

CI Global Equity & Income Fund Class A

The information contained in this profile is related to the index indicated above. As part of a BMO Life Assurance Company policy, you do not purchase units in this index or a legal interest in any security.

OBJECTIVE

This fund's objective is to achieve a high level of income by investing primarily in fixed income and high-yielding equity securities and other income-producing securities throughout the world. Any change to the fundamental investment objective must be approved by a majority of the votes cast by unitholders at a meeting called to consider the change.

Category	Tactical Balanced	Fund Manager	Start Date
Managed By	CI Global Asset Management	CI Global Investments Inc	07/02/2004
Inception Date	Jul 02, 2004	Bunty Mahairhu	12/21/2022
MER	2.32%	Ali Pervez	12/21/2022
Total Assets (\$ millions)	361.35		

COMPOUND RETURN

as of March 31, 2025

Period	1 Mth	3 Mth	6 Mth	1 Yr	3 Yr	5 Yr	10 Yr	Inception
Designated Fund	-2.15%	1.70%	2.52%	8.94%	4.04%	5.30%	3.07%	6.93%
Benchmark	-2.06%	0.58%	3.86%	11.71%	7.91%	7.63%	6.53%	5.78%
Quartile	3	2	2	2	3	4	4	2

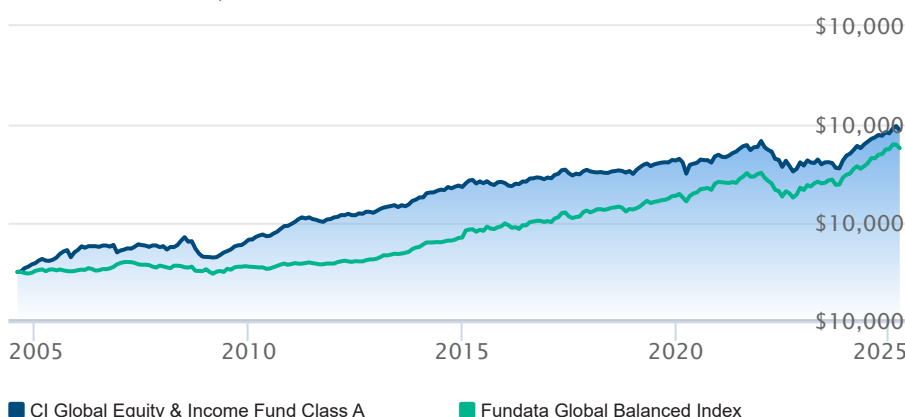
CALENDAR RETURN

as of March 31, 2025

Period	2024	2023	2022	2021	2020	2019	2018	2017	2016
Designated Fund	13.43%	6.39%	-13.63%	8.27%	3.60%	9.11%	-1.74%	4.28%	4.02%
Benchmark	17.48%	11.69%	-11.62%	6.48%	11.12%	12.26%	2.68%	8.66%	2.39%
Quartile	3	3	4	4	3	4	1	4	3

GROWTH OF \$10,000

Annual values as of March 31, 2025



The information contained on this page is related only to the designated fund or funds shown above. As part of a BMO Life Assurance Company policy, you do not purchase units in this designated fund or a legal interest in any security.

Past performance is no guarantee of future performance. All returns are historical annual compounded total rates of return and reflect changes in yield and distributions reinvested. Managed Indexed, Managed Portfolios and Market Indexed accounts credit an interest amount mirroring the net rate of return of a specified underlying investment, less a BMO Life Assurance Company daily management fee. These rates of return do not reflect the current BMO Life Assurance Company management /universal life fee which must be taken into consideration when determining the net return earned on the account.

Information contained in this document is for illustrative purposes only and is subject to change without notice. The contents of this profile are provided for informational and educational purposes and are not intended to provide investment, tax or legal advice. While every effort has been made to provide accurate and complete information, BMO Life Assurance Company and Fundata Canada will not be held liable for any inaccuracies, errors or omissions in the information provided.



Data Provided By Fundata