

VOLATILITY



Based on 3 year standard deviation

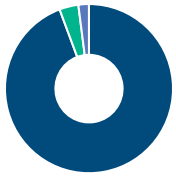
TOP HOLDINGS

as of November 30, 2024

Royal Bank of Canada	8.36%
Brookfield Asset Management Ltd CI A	5.11%
Enbridge Inc	4.98%
Canadian Pacific Kansas City Ltd	3.67%
Canadian Natural Resources Ltd	3.65%
Bank of Nova Scotia	3.62%
Canadian Imperial Bank of Commerce	3.46%
Constellation Software Inc	3.18%
Intact Financial Corp	3.11%
Sun Life Financial Inc	3.03%

ASSET ALLOCATION

as of November 30, 2024



Canadian Equity	94.33%
US Equity	3.67%
Income Trust Units	2.02%
Cash and Equivalents	-0.02%

SECTOR ALLOCATION

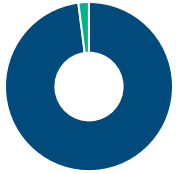
as of November 30, 2024



Financial Services	42.33%
Energy	20.14%
Consumer Services	8.82%
Technology	6.85%
Industrial Services	5.40%
Other	16.46%

GEOGRAPHIC ALLOCATION

as of November 30, 2024



North America	97.98%
Latin America	2.02%

STYLE

as of November 30, 2024

	Value	Blend	Growth
Large			Large
Medium			Medium
Small			Small

**UNIVERSAL LIFE
MANAGED INDEXED ACCOUNTS**

CANADIAN EQUITY

CI Canadian Dividend Fund Class A

The information contained in this profile is related to the index indicated above. As part of a BMO Life Assurance Company policy, you do not purchase units in this index or a legal interest in any security.

OBJECTIVE

The investment objective of CI Canadian Dividend Fund is to provide primarily a predictable stream of income and, secondarily, modest long-term capital appreciation, by investing in an actively managed portfolio of primarily Canadian stocks.

Category	Canadian Dividend & Income Equity	Fund Manager	Stephen Groff	Start Date	11/01/2011
Managed By	CI Global Asset Management				
Inception Date	Feb 01, 2005				
MER	2.43%				
Total Assets (\$ millions)	1,800.78				

COMPOUND RETURN

as of November 30, 2024

Period	1 Mth	3 Mth	6 Mth	1 Yr	3 Yr	5 Yr	10 Yr	Inception
Designated Fund	4.61%	8.68%	14.01%	23.04%	8.97%	9.90%	8.66%	8.42%
Benchmark	6.37%	10.66%	16.91%	30.69%	10.90%	11.92%	8.96%	9.63%
Quartile		2	1	2	3	3	2	1

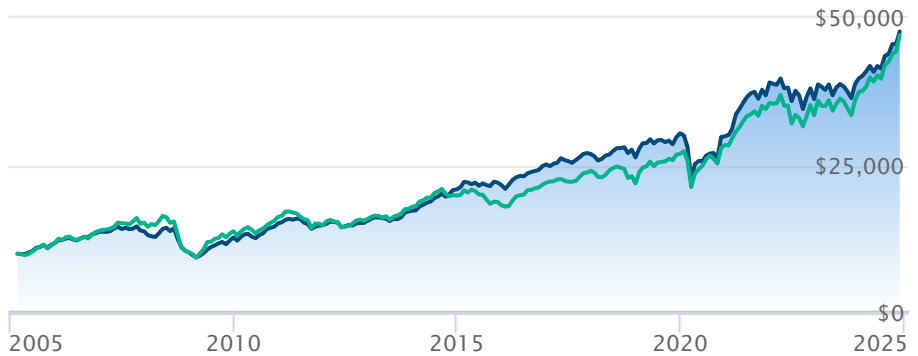
CALENDAR RETURN

as of November 30, 2024

Period	2023	2022	2021	2020	2019	2018	2017	2016	2015
Designated Fund	9.66%	-7.19%	30.53%	-1.72%	15.57%	-2.15%	7.00%	16.23%	3.48%
Benchmark	11.75%	-5.84%	25.09%	5.60%	22.88%	-8.89%	9.10%	21.08%	-8.32%
Quartile		1	4	1	3	4	1	3	3

GROWTH OF \$10,000

Annual values as of November 30, 2024



CI Canadian Dividend Fund Class A

S&P/TSX Composite Index TR

The information contained on this page is related only to the designated fund or funds shown above. As part of a BMO Life Assurance Company policy, you do not purchase units in this designated fund or a legal interest in any security.

Past performance is no guarantee of future performance. All returns are historical annual compounded total rates of return and reflect changes in yield and distributions reinvested. Managed Indexed, Managed Portfolios and Market Indexed accounts credit an interest amount mirroring the net rate of return of a specified underlying investment, less a BMO Life Assurance Company daily management fee. These rates of return do not reflect the current BMO Life Assurance Company management /universal life fee which must be taken into consideration when determining the net return earned on the account.

Information contained in this document is for illustrative purposes only and is subject to change without notice. The contents of this profile are provided for informational and educational purposes and are not intended to provide investment, tax or legal advice. While every effort has been made to provide accurate and complete information, BMO Life Assurance Company and Fundata Canada will not be held liable for any inaccuracies, errors or omissions in the information provided.



Data Provided By Fundata