

VOLATILITY



Based on 3 year standard deviation

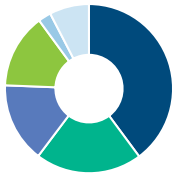
TOP HOLDINGS

as of November 30, 2024

United States Treasury 4.13% 15-Nov-2032	4.45%
United States Treasury 4.00% 15-Nov-2052	3.66%
Ci Private Market Growth Fund (Series I)	3.18%
Microsoft Corp	3.18%
NVIDIA Corp	2.97%
Apple Inc	2.47%
United States Treasury 3.63% 31-May-2028	2.46%
Amazon.com Inc	2.14%
Meta Platforms Inc CI A	1.31%
Alphabet Inc CI C	1.25%

ASSET ALLOCATION

as of November 30, 2024



US Equity	39.81%
Foreign Government Bonds	20.53%
Foreign Corporate Bonds	15.29%
International Equity	14.28%
Canadian Equity	2.46%
Other	7.63%

SECTOR ALLOCATION

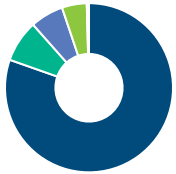
as of November 30, 2024



Fixed Income	37.55%
Technology	17.90%
Financial Services	10.24%
Healthcare	5.45%
Consumer Services	5.26%
Other	23.60%

GEOGRAPHIC ALLOCATION

as of November 30, 2024



North America	80.37%
Europe	8.04%
Asia	6.40%
Multi-National	4.77%
Latin America	0.39%
Other	0.03%

STYLE

as of November 30, 2024

	Value	Blend	Growth
Large			Large
Medium			
Small			

**UNIVERSAL LIFE
MANAGED INDEXED ACCOUNTS**

BALANCED FUNDS

CI Global Income & Growth Fund Series A

The information contained in this profile is related to the index indicated above. As part of a BMO Life Assurance Company policy, you do not purchase units in this index or a legal interest in any security.

OBJECTIVE

This fund's objective is to generate income and long term capital growth by investing, directly or indirectly, in a combination of equity and fixed income securities of companies located anywhere in the world. Indirect investments may include convertible securities, derivatives, equity-related securities and securities of other mutual funds.

Category	Global Neutral Balanced	Fund Manager	Start Date
Managed By	CI Global Asset Management	Geof Marshall	02/28/2007
Inception Date	Feb 26, 2007	John Shaw	02/28/2007
MER	2.45%	Matthew Strauss	02/28/2007
Total Assets (\$ millions)	9,697.05	Marc-André Lewis	10/26/2023

COMPOUND RETURN

as of November 30, 2024

Period	1 Mth	3 Mth	6 Mth	1 Yr	3 Yr	5 Yr	10 Yr	Inception
Designated Fund	2.35%	4.18%	8.20%	17.22%	3.63%	6.95%	6.40%	5.33%
Benchmark	2.87%	5.40%	10.72%	19.68%	5.30%	6.56%	7.51%	5.82%
Quartile	4	3	3	3	3	1	2	2

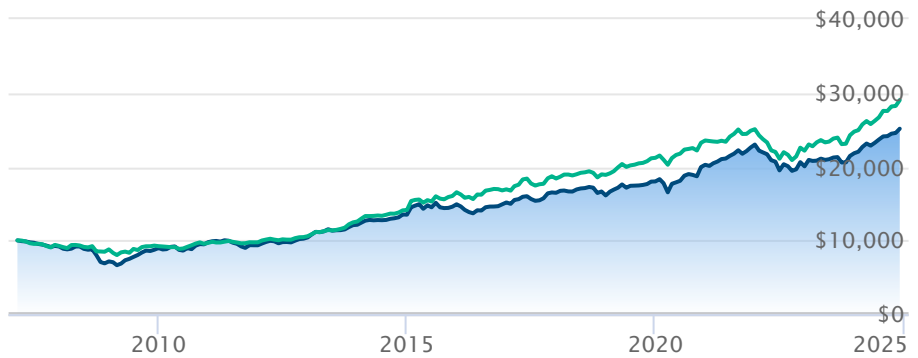
CALENDAR RETURN

as of November 30, 2024

Period	2023	2022	2021	2020	2019	2018	2017	2016	2015
Designated Fund	8.89%	-12.86%	13.56%	12.53%	11.83%	-2.20%	8.63%	1.69%	10.46%
Benchmark	11.69%	-11.62%	6.48%	11.12%	12.26%	2.68%	8.66%	2.39%	17.05%
Quartile	3	4	1	1	3	2	1	4	1

GROWTH OF \$10,000

Annual values as of November 30, 2024



CI Global Income & Growth Fund Series A

Fundata Global Balanced Index

The information contained on this page is related only to the designated fund or funds shown above. As part of a BMO Life Assurance Company policy, you do not purchase units in this designated fund or a legal interest in any security.

Past performance is no guarantee of future performance. All returns are historical annual compounded total rates of return and reflect changes in yield and distributions reinvested. Managed Indexed, Managed Portfolios and Market Indexed accounts credit an interest amount mirroring the net rate of return of a specified underlying investment, less a BMO Life Assurance Company daily management fee. These rates of return do not reflect the current BMO Life Assurance Company management /universal life fee which must be taken into consideration when determining the net return earned on the account.

Information contained in this document is for illustrative purposes only and is subject to change without notice. The contents of this profile are provided for informational and educational purposes and are not intended to provide investment, tax or legal advice. While every effort has been made to provide accurate and complete information, BMO Life Assurance Company and Fundata Canada will not be held liable for any inaccuracies, errors or omissions in the information provided.

