

VOLATILITY



Based on 3 year standard deviation

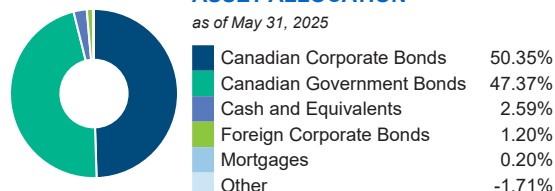
TOP HOLDINGS

as of July 31, 2025

Canada Government 3.25% 01-Jun-2035	4.99%
B2915559 CDS USD R V 03MEVENT 606056328	3.93%
CCPCDX 1.00% 20-Jun-2030	
B3121449 CDS USD R V 03MEVENT 613728397	3.74%
CCPCDX 1.00% 20-Jun-2030	
Canada Government 2.75% 01-Dec-2055	2.58%
Quebec Province 1.50% 01-Sep-2031	2.11%
Ontario Province 2.65% 02-Dec-2050	2.02%
Ontario Province 3.60% 02-Jun-2035	2.01%
Canada Government 2.50% 01-Dec-2032	1.72%
Canada Government 3.50% 01-Dec-2057	1.54%
Canada Government 3.50% 01-Dec-2045	1.36%

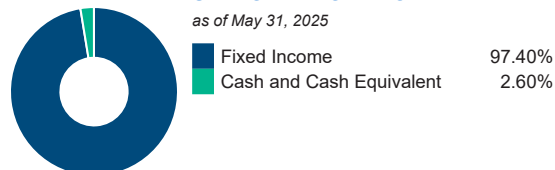
ASSET ALLOCATION

as of May 31, 2025



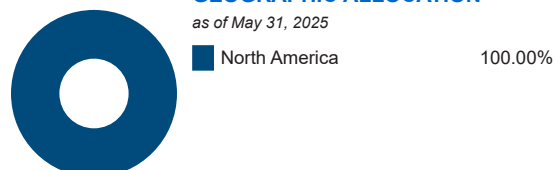
SECTOR ALLOCATION

as of May 31, 2025



GEOGRAPHIC ALLOCATION

as of May 31, 2025



STYLE

as of July 31, 2025

	Value	Blend	Growth
Large			
Medium			
Small			

UNIVERSAL LIFE
MANAGED INDEXED ACCOUNTS

FIXED INCOME

BMO Core Bond Fund Advisor Series

The information contained in this profile is related to the index indicated above. As part of a BMO Life Assurance Company policy, you do not purchase units in this index or a legal interest in any security.

OBJECTIVE

This fund's objective is to provide a high level of interest income along with some opportunity for growth by investing primarily in Canadian dollar denominated investment grade debt instruments.

Category	Canadian Fixed Income	Fund Manager	Start Date
Managed By	BMO Investments Inc.	Andrew Osterback	11/13/2014
Inception Date	Nov 13, 2014	Vishang Chawla	05/24/2024
MER	1.06%	Earl Davis	05/24/2024
Total Assets (\$ millions)	811.96	Gordon Rumble	05/24/2024

COMPOUND RETURN

as of July 31, 2025

Period	1 Mth	3 Mth	6 Mth	1 Yr	3 Yr	5 Yr	10 Yr	Inception
Designated Fund	-0.64%	-0.39%	-0.72%	2.41%	2.25%	-1.58%	0.83%	1.20%
Benchmark	-0.74%	-0.62%	-0.55%	2.83%	2.59%	-0.89%	1.61%	4.26%
Quartile	3	2	4	3	3	4	4	4

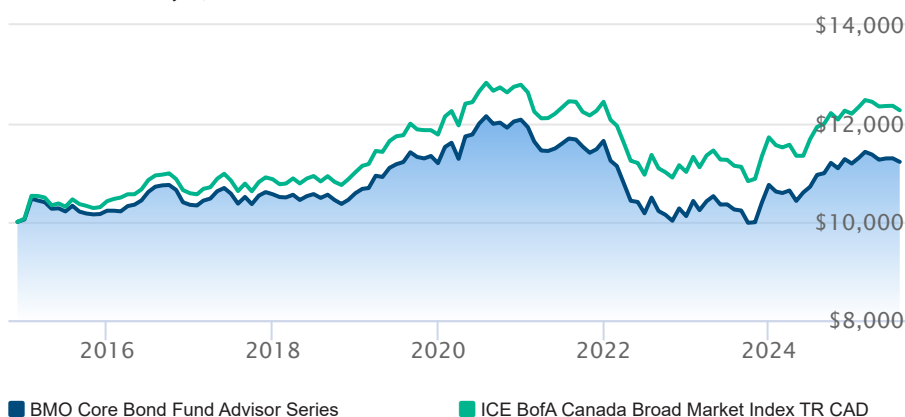
CALENDAR RETURN

as of July 31, 2025

Period	2024	2023	2022	2021	2020	2019	2018	2017	2016
Designated Fund	4.04%	6.28%	-13.13%	-3.57%	7.90%	5.78%	0.19%	2.08%	1.17%
Benchmark	4.10%	6.38%	-11.46%	-2.71%	8.61%	6.97%	1.29%	2.70%	1.54%
Quartile	3	3	4	4	4	3	4	2	3

GROWTH OF \$10,000

Annual values as of July 31, 2025



The information contained on this page is related only to the designated fund or funds shown above. As part of a BMO Life Assurance Company policy, you do not purchase units in this designated fund or a legal interest in any security.

Past performance is no guarantee of future performance. All returns are historical annual compounded total rates of return and reflect changes in yield and distributions reinvested. Managed Indexed, Managed Portfolios and Market Indexed accounts credit an interest amount mirroring the net rate of return of a specified underlying investment, less a BMO Life Assurance Company daily management fee. These rates of return do not reflect the current BMO Life Assurance Company management /universal life fee which must be taken into consideration when determining the net return earned on the account.

Information contained in this document is for illustrative purposes only and is subject to change without notice. The contents of this profile are provided for informational and educational purposes and are not intended to provide investment, tax or legal advice. While every effort has been made to provide accurate and complete information, BMO Life Assurance Company and Fundata Canada will not be held liable for any inaccuracies, errors or omissions in the information provided.



Data Provided By Fundata